

O l d s m o b i l e  1 9 9 2





10 **NINETY EIGHT**

A Full-Size Luxury Sedan With Exceptionally Quiet Performance.



20 **EIGHTY EIGHT ROYALE**

An All-New Full-Size Sedan Representing A New Dimension Of Innovation.



28 **TORONADO**

A Personal Luxury Coupe With Exhilarating Technology.



36 **CUTLASS SUPREME**

A Mid-Size Sedan, Coupe Or Convertible Providing An Inspired Driving Experience.



48 **CUTLASS CIERA**

A Traditional Mid-Size Sedan Engineered With Proven Endurance.



54 **ACHIEVA**

An All-New Compact Coupe Or Sedan That's Both Smart And Fun.



66 **CUTLASS CRUISER**

A Versatile Mid-Size Wagon Engineered For The Long Run.



70 **CUSTOM CRUISER**

A Full-Size Luxury Wagon Representing Function At Its Finest.



76 **SILHOUETTE**

A Luxury Minivan Engineered For Space And Style.



82 **BRAVADA**

A Luxury Sport Utility Vehicle Engineered To Control The Unexpected.



THE POWER OF INTELLIGENT ENGINEERING

On a lonely, icy road, you will appreciate it. On a highway entrance ramp, you will feel it. And throughout your ownership experience, you will value it. ■ It's the power of intelligent engineering. It's a knowledge of cars and those who drive them. It's engineering with a purpose. ■ It's responsive performance. Spirited engines. Fuel-efficient engines. It's balanced engines with both these qualities. ■ It's innovative technology and proven engineering. Like the added control of anti-lock braking and the logic to make it available on our smallest, as well as our largest cars. It's testing that produces cars with proven reliability. ■ It's refinement. It's attention to detail and step-up features for a pleasurable driving environment. Like a rear seat heating and cooling system to keep everyone comfortable. ■ It's a balance of performance and comfort. The harmony of form and function. It's quality that provides the confidence to back each product with the Oldsmobile Edge, the most comprehensive owner satisfaction program in the industry. ■ All this makes a car more than just a car—it makes a car an Oldsmobile. And it's something you'll find throughout a full line of smart, contemporary vehicles. Vehicles that are a step ahead in design, value and total satisfaction. It's the power of intelligent engineering. ■



OLDSMOBILE ENGINES

(Left) The new Supercharged 3800 V6 engine, available in the Ninety Eight Touring Sedan, combines 205 horsepower with an EPA estimated 17 mpg city, 27 mpg hwy.

(Near right) The Twin Dual Cam V6, available in the Cutlass Supreme, is the world's largest 24-valve V6 engine (EPA estimated 17 mpg city, 27 mpg hwy).

(Middle right) The High-Output Quad 4 engine delivers built 180-horsepower performance and overall reliability in the all-new Achieva Sport Coupe.*

(Far right) The new high-performance Vortec V6 engine available in the Bravada, produces 200-horsepower performance, as well as the ability to tow up to 4,500 pounds.***



THE POWER BEHIND EVERY OLDSMOBILE

The heart of every automobile is its engine. And at the heart of every Oldsmobile is an engine intelligently engineered with a specific type of driver in mind. ■ The result is a wide range of advanced powertrain choices. It's the 3800 V6 with a special balance shaft, for the driver who appreciates exceptionally smooth performance. ■ It's the high-performance Vortec V6 with maximum torque, for those who need up to 4,500 pounds of towing capacity.* ■ And it's the Twin Dual Cam V6—the largest 24-valve V6 in the world—for those looking for both power and fuel-efficiency (EPA estimated 17 mpg city, 27 mpg hwy in the Cutlass Supreme). ■ In fact, it's fifteen different engines in all, including five completely new ones in the last two years alone—all designed to deliver an appropriate mix of performance characteristics. ■ The result is more than the power to move you. It's the power—and the intelligence—to move you smoothly, quietly and with confidence. It's a big part of what the power of intelligent engineering is all about. ■

*EPA fuel economy numbers not available at the time of printing. See your dealer.
**When properly equipped. Includes passengers, trailer, cargo and equipment.

THE OLDSMOBILE EDGE



Just as every Oldsmobile is the product of continual refinement, so is the Oldsmobile Edge. New for 1992 is Courtesy Transportation, designed to provide you with transportation to your home or office while your Oldsmobile is being serviced.


Perhaps the most intelligent feature Oldsmobile created has nothing to do with the technical aspects of engineering. Instead, it has everything to do with taking care of you. It's called the Oldsmobile Edge, and it demonstrates the equal amount of thought and attention we've given both to the vehicles we offer and to the people who drive them. The result is the most comprehensive owner satisfaction program in the industry. And one that provides you with a series of benefits.

■ **The Purchase Experience**—The Oldsmobile Edge begins at the very moment you purchase your

01500

Oldsmobile. Guaranteed Satisfaction provides you with up to 30 days/1,500 miles to return your vehicle for full credit toward the purchase or lease of another new 1992 Oldsmobile. No penalties. No questions. Just our way to help you feel satisfied with your decision to buy an Oldsmobile in the first place. ■ **The Service Experience**—The Oldsmobile Edge is also designed to make warranty service as simple and smooth as possible. Beginning with the GM Bumper-to-Bumper Plus Warranty. While some warranties only cover some parts, and others charge a deductible each time they're used, our warranty was developed to cover every part of your Oldsmobile

except tires, which are already covered by their manufacturer. And there are no deductible charges. Zero. That ensures that we'll pay for just about anything your car needs beyond routine maintenance for up to three years or 36,000 miles, whichever comes first. See your dealer for terms of this limited warranty. To further help you maintain your vehicle, we'll send you a service update on a regular basis, reminding you of recommended maintenance items. Plus, when your vehicle does need service, we've created a new program called Courtesy Transportation. It provides you with free transportation to your home or office or reimbursement while your Oldsmobile is in for warranty-covered service. Whether it's a shuttle service, cab fare or even a loaner car if your car is kept overnight, we'll make it possible for you to have wheels when you give us yours. ■ **The Driving Experience**—No matter where you go in your new Oldsmobile, help is never far away. We call it Roadside Assistance, and it's another benefit of the



Oldsmobile Edge that applies during the term of your warranty. If you run out of gas or puncture a tire, simply call our 24-hour toll-free number and help will soon be on the way. And at no extra cost. If your vehicle becomes disabled when you're more than 150 miles from home, the Oldsmobile Edge provides you up to \$500 in trip interruption reimbursements to pay for things like meals and lodging. ■ **Added Owner Privileges**—To get your trip started on the right foot, the Oldsmobile Edge provides you with access to a computerized trip routing service, which not only provides you the fastest or most scenic route, but also companion maps and a travel discount book for you to take along. If you need service while on your trip, our toll-free number provides an easy way to find the Oldsmobile dealer nearest you. ■ **The Oldsmobile Edge**. It's the most comprehensive owner satisfaction program in the industry. It's exclusive to Oldsmobile. And it's just one more example of the power of intelligent engineering.* ■



*See your dealer for further details on the Oldsmobile Edge.

INTELLIGENTLY ENGINEERED TO PROTECT YOU AND YOUR FAMILY



Oldsmobile has developed a number of safety features to protect occupants of all ages, including a driver-side air bag (above), standard on eight different models. Remember, safety belts should always be worn.

Several Oldsmobile safety features, including rear door child-security locks and a power window lockout switch, were designed to let parents concentrate on what's in front of them rather than on what's behind them.



Of all the elements in the power of intelligent engineering, one stands apart. Our commitment to safety. At Oldsmobile, this commitment is evident in the eight different models offered with a standard driver-side air bag. And air bags are just part of the story. Because we believe safety is more than simply helping to protect occupants in the event of an accident. Equally important is preventing an accident from occurring in the first place. Anti-lock braking (ABS), for example, provides added control in all weather and is standard on twelve different Oldsmobile models. And while some manufacturers offer anti-lock braking systems only on their largest cars, we even offer it on our smallest car. For added security, Oldsmobile has engineered SmartTrak™—a combination of full-time all-wheel drive and ABS—an Oldsmobile sport utility exclusive. Another development, Advanced Traction Engineering,™ combines ABS with front-wheel drive and traction control—which detects wheel spin during 0-30 mph acceleration and automatically corrects tire slippage. Inside the vehicle, anyone with young children will appreciate the built-in assurance of rear door child-security locks and a power window lockout switch—both of which protect rear seat passengers, allowing the driver to concentrate on the

road. Safety at Oldsmobile is added things, too, that help improve overall driver performance. Like an Electrochromic mirror that automatically reduces glare. Even the instrument controls were designed for easy access—the most advanced applications of this idea are steering wheel touch controls and the Head-Up Display, both of which were developed to help you operate your vehicle without taking your eyes off the road. All these features were designed to put your mind at ease and to help make you a better driver. Some accidents, however, can't be avoided. That's why there's a number of occupant protection features in every car—side-guard door beams, energy-absorbing steering columns and instrument panels, and controlled crush zones—all based on extensive crash-testing. The ability to protect you. Another example of intelligent engineering at work.



Safety at Oldsmobile includes the security of remote control locks, which can unlock the doors and turn on an interior light from up to 15 feet away—a reassuring feature when your vehicle is parked in a dark, isolated area—and one that's available on every Oldsmobile.



Safety is also the reassurance of unibody construction and extensive crash-testing.





At 0-60 mph in 8.7 seconds, the available Supercharged 3800 V6 engine with tuned port fuel injection provides the instantaneous power you'd expect of a V8. And at an EPA estimated 17 mpg city, 27 mpg hwy, it's quietly efficient, as well.



NINETY EIGHT TOURING SEDAN

While some luxury cars do all they can to isolate you from the road, the Ninety Eight Touring Sedan is intelligently engineered with the luxury of controlling the road. With features like a four-wheel independent touring suspension, variable-assist steering and available Advanced Traction Engineering,[™] managing the road has become very refined. And with a newly available Supercharged 3800 V6, it's become very powerful. ■

3800 V6 ENGINE (AVAILABLE SUPERCHARGED VERSION) ■ ELECTRONIC AUTOMATIC TRANSMISSION ■ ADVANCED TRACTION ENGINEERING-ANTI-LOCK BRAKING, FRONT-WHEEL DRIVE AND AVAILABLE TRACTION CONTROL ■ 4-WHEEL INDEPENDENT TOURING SUSPENSION ■ FOGLAMPS ■ 16" ALUMINUM WHEELS

NINETY EIGHT TOURING SEDAN

Traditionally, cars that have provided a feel for the road have also provided a rather harsh, unforgiving ride. The Ninety Eight Touring Sedan is engineered to break this tradition. After all, it is a full-size luxury car. And as you'll quickly discover while driving it, luxury-car comfort and on-road performance do go hand in hand. With an intelligent combination of standard features like six-way power adjustable bucket seats with lumbar and thigh adjustments, complete instrumentation, 16-inch aluminum wheels and one of the smoothest-shifting electronic transmissions on the road, with a center floor-shifting console.



A rear seat heating/air conditioning outlet provides an added level of comfort for all passengers.

So the ability to experience the road will leave you feeling quite comfortable in more ways than one. ■

DRIVER-SIDE AIR BAG ■ AUTOMATIC COMFORT CONTROL AIR CONDITIONING WITH REAR SEAT OUTLET ■ FULL ANALOG INSTRUMENTATION ■ POWER ADJUSTABLE LEATHER BUCKET SEATING AREAS ■ LEATHER-WRAPPED STEERING WHEEL WITH TOUCH CONTROLS ■ CENTER CONSOLE WITH FLOOR SHIFTER

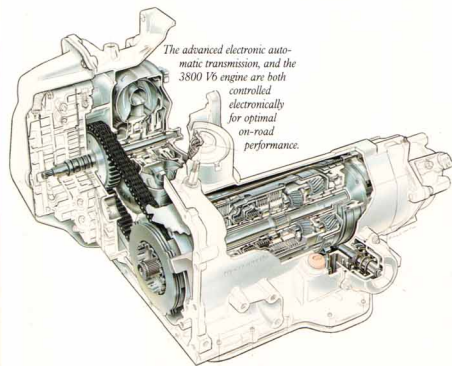


NINETY EIGHT REGENCY ELITE

The most impressive things about the Regency Elite are things you'll never notice. Like an uneven road—four-wheel independent suspension takes care of that. Or stop-and-go traffic—the electronic automatic transmission is monitored 360 times per second by a special control module, while gears shift in a whisper. You may not even notice the 3800 V6 engine—a special balance shaft contributes to its remarkably smooth performance. In short, the Regency Elite may just be the most intelligently luxurious car you can drive. ■

3800 V6 ENGINE ■ ELECTRONIC AUTOMATIC TRANSMISSION ■ FRONT-WHEEL DRIVE ■ ANTI-LOCK BRAKING SYSTEM ■ 4-WHEEL INDEPENDENT SUSPENSION WITH LOAD-LEVELING ■ 15" ALUMINUM WHEELS (ELITE)

■ SIMULATED WIRE WHEEL COVERS (REGENCY) ■ AVAILABLE ADVANCED TRACTION ENGINEERING



The advanced electronic automatic transmission, and the 3800 V6 engine are both controlled electronically for optimal on-road performance.

The Ninety Eight Regency (shown below) provides an all-new luxury-car choice in the Ninety Eight line.





NINETY EIGHT REGENCY ELITE

On all Ninety Eight models, even the features you've come to expect on a luxury car have been engineered with added intelligence. The air conditioning system, for example, automatically maintains the temperature set by the driver. The seats not only feature six-way power adjustments, but are designed with special fabric that lasts longer than most fine furniture. Even the roof support pillars are pressure-filled with foam to reduce noise. So once you take this car on the road, you'll appreciate it even more. ■

**DRIVER-SIDE AIR BAG • AUTOMATIC COMFORT CONTROL AIR CONDITIONING AND REAR SEAT HEATING/
COOLING OUTLET ■ FULL ANALOG INSTRUMENTATION ■ DIVIDED CLOTH FRONT BENCH SEAT WITH DRIVER-
SIDE POWER ADJUSTERS ■ STEERING WHEEL TOUCH CONTROLS ■ POWER DOOR LOCKS AND WINDOWS**



All Ninety Eight Regency and Regency Elite models are equipped with a standard driver-side air bag and are available with full electronic instrumentation.

NINETY EIGHT SPECIFICATIONS

STANDARD FEATURES



A special resonator pellet within the ignition key helps prevent the Ninety Eight from being started by other means.

NINETY EIGHT REGENCY INCLUDES:

- 4-wheel independent suspension
- Automatic leveling
- Anti-lock brakes
- Wire wheel discs
- MSW tires
- Base-coat/clear-coat paint
- 2-sided galvanized steel body panels (except roof)
- Electric outside mirrors
- Power antenna
- EZ Knol[®] tinted windows
- Pulse wipers
- Automatic air conditioning
- Cruise control
- Side window defoggers
- Rear defogger
- Power door locks
- Rear door child-security locks
- Power windows
- Remote fuel filler door release
- Power trunk release
- Floor mats
- AM/FM stereo with cassette and Dimensional Sound 6-speaker system
- 55/45 divided bench front seat (driver-side power)
- Driver-side air bag
- Front and rear lap/shoulder safety belts, outboard assistors
- ILL-WHEEL
- PASS-Key theft-deterrent system
- Shift/brake interlock
- Low oil sensor

NINETY EIGHT REGENCY ELITE ALSO INCLUDES:

- Passenger power seat
- Steering wheel touch controls
- Reminder package
- Lighted visor mirrors
- Cornering lamps
- Electrochromic interior mirror

NINETY EIGHT TOURING SEDAN ALSO INCLUDES:

- Touring suspension
- Variable-assist power steering
- Electric delay Electrochromic outside driver-side mirror
- 15" aluminum wheels
- Touring tires
- High-capacity battery
- Foglamps
- Automatic headlight control
- Cargo net
- Burled walnut trim
- Storage console with floor shifter
- Analog gauge cluster
- Graphic equalizer
- Remote accessory control package
- Front bucket seats with power recliner, dual lumbar, thigh support and head restraints

OPTIONAL FEATURES

- Astrorof[®]
- Touring suspension
- Computer Command Ride
- Traction control
- Engine block heater
- Heated windshield
- Heated seats
- 15" aluminum wheels
- Wire wheel discs
- Blackwall tires
- Electronic instrument cluster
- Dual zone heat ventilation, A/C system
- Glamour metallic colors
- Touring package
- Leather seating areas
- AM stereo/FM stereo, cassette and graphic equalizer*
- AM/FM stereo, compact disc and cassette
- AM stereo/FM stereo, compact disc, cassette and graphic equalizer*

NOTE: Availability varies by model. See your dealer for details.

*Requires C-QUAM[®] AM stereo broadcasts. Most AM stereo stations across the country broadcast in C-QUAM[®], but some do not. Check with your local stations for compatibility.



A self-defrosting heated windshield clears itself at the push of a button in a matter of minutes and is available on all Ninety Eight models.



An overhead console on the Touring Sedan provides convenient, small-item storage capacity.



A compact disc player is an available option on all Ninety Eight models.



An AM stereo FM stereo cassette with graphic equalizer is available on all Regency models.*



An optional Astrorof features a power-operated sliding glass panel that provides convenient opening and closing at the touch of a button.



Shown here is the Ninety Eight Regency Elite.



16" aluminum-styled wheel. Standard on Touring Sedan.



16" aluminum-styled wheel. Included with touring suspension on Regency and Regency Elite.



15" aluminum-styled wheel. Standard on Regency Elite, optional on Regency.



15" simulated wire wheel disc. Standard on Regency, optional on Regency Elite.

EXTERIOR COLORS

White 40

Medium Garnet Red Metallic 72

Dark Garnet Red Metallic 76¹

Beige Metallic 57²

Dark Green Gray Metallic 18²

Light Sapphire Blue Metallic 22²

Medium Sapphire Blue Glamour Metallic 83^{1,2}

Black Sapphire Blue Metallic 28

Platinum Metallic 13

Medium Slate Gray Metallic 85

Black 41

Refer to additional color notes at right, below.

NINETY EIGHT DIMENSIONS

Wheelbase (in.)	110.7	Width (in.)	74.6
Track, front/rear (in.)	61.5/60.3	Height (in.)	54.8
Tire size (Regency, Regency Elite/Touring Sedan)	P205/70R15, P225/60R16	Weight, curb (lbs.)	3593
Wheel size (Regency, Regency Elite/Touring Sedan)	15 x 6/16 x 7	Headroom, front/rear (in.)	38.7/37.6
Wheel size (Regency, Regency Elite/Touring Sedan)	15 x 6/16 x 7	Legroom, front/rear (in.)	42.0/41.0
Brake type, front/rear	Anti-lock Disc/Drum	Shoulder room, front/rear (in.)	59.0/58.7
Fuel tank (gals.)	18.0	Seating capacity (Regency, Regency Elite/Touring Sedan)	6/5
Length (in.)	180.0	Trunk capacity (cu. ft.)	20.2

NINETY EIGHT POWERTRAIN SPECIFICATIONS

ENGINE	SUPERCARGED 3800 V6	3800 V6
Displacement	3800 (231 cu. in.)	3800 (231 cu. in.)
Engine type	V6	V6
Horsepower	205 @ 4400	170 @ 4800
Torque	260 @ 2600	220 @ 3200
Compression ratio	8.5:1	8.5:1
Fuel management	Sequential port injection	Sequential port injection
Availability	Optional on Touring Sedan	Standard on all Ninety Eight models

TRANSAXLE/SUSPENSION/HANDLING

Transaxle	4-speed automatic electronic
Front/rear	4-wheel independent, with MacPherson strut/coil spring
Rear turning diameter, curb to curb (ft.)	41.7L/40.7R


OPTION PACKAGES

FOR ORDERING COMMENT: SELECT ONE OF THE PACKAGES SHOWN BELOW.	REGENCY	REGENCY ELITE
		15R

Reminder package for low fuel, low oil pressure, low oil level, high engine temperature, low washer fluid level and brake warning	•	•	•
Electrochromic day-night mirror (inside)	•	•	•
Illuminated visor mirrors	•	•	•
Power passenger seat adjuster	•	•	•
Steering wheel touch controls for climate and radio	•	•	•
Cornering lamps	•	•	•
Power trunk-lid pull-down	•	•	•
Remote accessory control package	•	•	•
Twilight Sentinel automatic headlight control	•	•	•
Trunk cargo net	•	•	•
Electric defog outside driver-side mirror with Electrochromic glare control	•	•	•

1. Extra-cost color—available only with lower body accent color Platinum Metallic 13.
2. N.A. on Touring Sedan. Ninety Eight Regency and Regency Elite are available with monotone paint, or with a lower body accent color—Platinum Metallic 13 or Medium Slate Gray Metallic 85.





Trunk space in the new Eighty Eight Royale LS has been increased to 17.5 cubic feet, nearly one cubic foot more than last year.



EIGHTY EIGHT ROYALE LS

The all-new Eighty Eight Royale LS was designed around a simple premise—combine the best of advanced technology with the best of traditional values. The result is a full-size vehicle with room for six and responsive handling. A car with a powerful 3800 V6 engine—and available Advanced Traction Engineering™ for added control. A car that's advanced—and traditional. A car with the technology to fit the needs of today's contemporary family. ■

**3800 TUNED PORT V6 ENGINE • ELECTRONIC AUTOMATIC TRANSMISSION
• ADVANCED TRACTION ENGINEERING INCLUDING FRONT-WHEEL DRIVE, ANTI-LOCK BRAKING SYSTEM AND AVAILABLE TRACTION CONTROL • 4-WHEEL INDEPENDENT SUSPENSION • 15" WHEELS • PASS-KEY THEFT-DETERRENT SYSTEM**

EIGHTY EIGHT ROYALE LS

Individual cup holders represent one of the many thoughtful conveniences included in the redesigned Eighty Eight Royale LS.



A rear seat heating/air conditioning outlet is standard on the Royale LS.



The Eighty Eight Royale LS is a powerfully comfortable car. It was designed from the beginning with the needs of all passengers in mind. The result is individually contoured front and rear seats that provide a more intelligent approach to six-passenger seating. And a thoughtfully designed rear seat heating and air conditioning outlet that improves overall passenger comfort. ■

DRIVER-SIDE AIR BAG ■ AIR CONDITIONING WITH REAR SEAT OUTLET ■ ANALOG INSTRUMENTATION ■ 55/45 DIVIDED CLOTH FRONT BENCH SEATS ■ POWER DOOR LOCKS AND POWER WINDOWS ■ POWER OUTSIDE MIRRORS ■ CRUISE CONTROL ■ REAR DOOR CHILD-SECURITY LOCKS ■ SIDE WINDOW DEFOGGERS



The specially designed Eighty Eight LS package includes bucket seats, console, floor shifter, rallye gauge cluster and 16" aluminum wheels.

The ergonomically designed dash puts a wide array of information at your fingertips. A driver-side air bag is concealed in the hub of the padded steering wheel.



Eighty Eight Royale LS shown with available leather in the seating areas.



EIGHTY EIGHT ROYALE

In addition to spacious comfort, the Eighty Eight Royale was engineered to provide reassuring comfort. Because features like a driver-side air bag, rear door child-security locks, outboard front and rear seat shoulder belts, the PASS-Key theft-deterrent system and a power window lockout switch all offer an added measure of both safety and security. It's the power of intelligent engineering in a family sedan. ■

A driver-side air bag is yet another safety-oriented feature designed into every Eighty Eight Royale and Royale LS.



3800 V6 ENGINE ■ ELECTRONIC AUTOMATIC TRANSMISSION ■ FRONT-WHEEL

DRIVE ■ POWER BRAKES ■ 4-WHEEL INDEPENDENT SUSPENSION ■ 15" WHEELS

■ POWER STEERING ■ DRIVER-SIDE AIR BAG ■ AIR CONDITIONING ■ PASS-KEY

THEFT-DETERRENT SYSTEM ■ POWER WINDOWS WITH LOCKOUT SWITCH

Remote control locks are another available feature that provides you with the ability to unlock the trunk and doors from up to 15 feet away.



A driver-controlled power window lockout switch is another reassuring standard feature on all Eighty Eights.

Room and comfort are two of the traditional benefits that have been further enhanced on the new Eighty Eight.



Rear door child-security locks are an added security feature which, when engaged, allows rear doors to be opened only from the outside.



EIGHTY EIGHT ROYALE SPECIFICATIONS

STANDARD FEATURES



The anti-lock braking system is an example of the added technology that's standard on the Royale LS.

EIGHTY EIGHT ROYALE INCLUDES: • 4-wheel independent suspension • Power front disc/rear drum brakes • Power rack-and-pinion steering • 15" wheels • All-season radial whitewall tires • Tire-inflation • 2-sided galvanized steel body panels (except roof) • Base-coat/clear-coat paint • Composite halogen headlamps • Power windows with driver-controlled lock switch • Dual outside mirrors (driver-side remote) • Soft-Ray tinted windows • Pulse wipers • Air conditioning • Side window defoggers • Carpeted floor and lower door panels • AM/FM stereo with extended range speakers and digital clock • Driver-side supplemental inflatable restraint • 55/45 divided bench front seat with center armrest • Front lap/shoulder safety belts, onboard positions • Rear lap/shoulder safety belts, outboard positions • TILT-WHEEL steering • Analog instrument panel cluster • Shift/brake interlock • Visors with auxiliary sunshades • PASS-Key theft-deterrent system

EIGHTY EIGHT ROYALE LS ALSO INCLUDES: • Rear seat air duct • Anti-lock brakes • Cruise control • Front and rear reading lamps • Electric outside mirrors • AM/FM stereo with auto-reverse cassette, 6-speaker Dimensional Sound system, digital clock and power antenna • Front seat back recliners • Storage armrest with cup holders • Power door locks • Floor mats

OPTIONAL FEATURES

• Traction control • Self-defrosting heated windshield • Rear defogger • Accent stripe • Touring suspension • Engine block heater • Wire wheel discs • 15" aluminum wheels • Electronic instrument cluster with driver information system • Towing package-3,000 lbs.* • Leather seating areas • AM/FM stereo with cassette • AM stereo/FM stereo with cassette, graphic equalizer and 6-speaker Dimensional Sound** • AM/FM stereo with compact disc, cassette and 6-speaker Dimensional Sound • AM stereo/FM stereo with compact disc, cassette, graphic equalizer and 6-speaker Dimensional Sound**

NOTE: Availability varies by model. See your dealer for details.
*Including passengers, cargo, trailer and equipment.

**Receives C-Quam™ AM stereo broadcasts. Most AM stereo stations across the country broadcast in C-Quam™, but some do not. Check with your local stations for compatibility.



Available traction control automatically helps control wheel slip during acceleration.



A compact disc player is an available option on the Eighty Eight Royale LS.



Also available on the Royale LS is an AM stereo FM stereo cassette with graphic equalizer.**



Standard on the LS is an AM/FM stereo with seek-scan and auto-reverse cassette.



The 3800 V6 engine provides 170 horsepower and effortless highway acceleration.



Here and below is the Eighty Eight Royale LS.



16" aluminum-styled wheel. Included with optional touring suspension.



15" aluminum-styled wheel. Optional on Royale and Royale LS.



15" simulated wire wheel disc. Optional on Royale and Royale LS.



15" deluxe wheel disc. Standard on Royale and Royale LS.

EXTERIOR COLORS

White 40

Medium Garnet Red Metallic 72

Dark Garnet Red Metallic 76

Beige Metallic 57

Dark Green Gray Metallic 18

Light Sapphire Blue Metallic 22

Black Sapphire Blue Metallic 28

Platinum Metallic 13

Medium Slate Gray Metallic 85

Black 41

Eighty Eight Royale and Royale LS are available with monochrome paint. Eighty Eight Royale LS is also available with a lower body accent color—Silver Metallic 12 or Gunmetal Gray Metallic 87.

EIGHTY EIGHT DIMENSIONS

Wheelbase (in.)	110.8	Height (in.)	55.7
Track, front/rear (in.)	60.4/60.4	Weight, curb (lbs.)	3488
Tire size	P205/70R15	Headroom, front/rear (in.)	39.1/38.3
Wheel size	15 x 6	Legroom, front/rear (in.)	42.0/38.3
Brake type, front/rear	Disc/Drum	Shoulder room, front/rear (in.)	59.6/58.8
Fuel tank (gals.)	18.0	Seating capacity	6
Length (in.)	200.4	Trunk capacity (cu. ft.)	17.5
Width (in.)	74.1		

EIGHTY EIGHT POWERTRAIN SPECIFICATIONS

ENGINE	3800 V6
Displacement	3800 (231 cu. in.)
Engine type	V6
Horsepower	170 @ 4800
Torque	220 @ 3200
Compression ratio	8.5:1
Fuel management	Sequential port injection

TRANSAXLE/SUSPENSION/HANDLING

Transaxle	4-speed automatic electronic
Front/rear	4-wheel independent, with MacPherson strut/coil spring
Front turning diameter, curb to curb (ft.)	39.4


OPTION PACKAGES

	ROYALE		ROYALE LS	
	15B	15C	15C	15D
FOR ORDERING CONVENIENCE, SELECT ONE OF THE PACKAGES SHOWN BELOW				
Electric rear window defogger				
Power driver's seat				
55/45 divided bench seat with recliners and storage armrest				
Cruise control				
Electric outside mirrors				
Floor mats				
Power door locks				
Trunk cargo net				
Remote control locks				
Reminder package				
Reading lamps				
Power antenna				
Anti-lock brakes				
Automatic air conditioning				
Cornering lamps				
Steering wheel touch controls for climate and radio				
Illuminated visor mirrors				
Electrochromic day/night mirror				
Power passenger's seat				
Rear seat storage armrest with cup holders				





The luxury side of the Troféo equation includes a six-way power front bucket seat with recline, lumbar and thigh support, as well as leather inserts.



TORNADO TROFÉO

Simply put, the 1992 Tornado Troféo is a driver's car. It was designed around the simple idea that it should provide both powerful performance and comfortable luxury. Performance and luxury. These are the essential elements in the driving enthusiast's experience. And they are also the essential elements that are found in every Tornado Troféo. Take one out on the road and you'll discover how easy it is to become a purist yourself. ■

3800 V6 ENGINE ■ ELECTRONIC AUTOMATIC TRANSMISSION ■ FRONT-WHEEL DRIVE ■ 4-WHEEL DISC ANTI-LOCK BRAKING SYSTEM ■ 4-WHEEL INDEPENDENT TOURING SUSPENSION ■ 16" ALUMINUM WHEELS ■ P215/60R16 ALL-SEASON PERFORMANCE TIRES ■ ELECTRONIC CRUISE CONTROL ■ FOG LAMPS



In addition to what the Toronado Troféo provides, there's something quite intelligent about how it's provided. Standard. The Troféo, in fact, is so well-equipped, only nine options are available. These include a highly advanced visual information center that works with the on-board computer to provide over 50 different display choices. And a fully integrated mobile phone that provides hands-off operation and can be tucked away inside the armrest. !!

DRIVER-SIDE AIR BAG • AUTOMATIC COMFORT CONTROL AIR CONDITIONING • ANALOG INSTRUMENTATION • POWER ADJUSTABLE BUCKET SEATS WITH LEATHER SEATING AREAS • LEATHER-WRAPPED STEERING WHEEL WITH TOUCH CONTROLS • ELECTRONIC COMPASS • REMOTE CONTROL LOCKS

The PASS-Key theft-deterrent system incorporates a resistor pellet in the ignition key—helping prevent the vehicle from being started by other means. Also shown is the standard remote control for locks.



This oil level reminder is part of Toronado Troféo's standard digital information system.





TORNADO

How long has it been since driving an automobile was truly an exciting driving experience? The 1992 Tornado was designed to let you recapture that driving excitement. Excitement, in this case, means an engine that produces 170 horsepower. It also means the assurance of an anti-lock braking system. The added refinement of an advanced, electronically controlled automatic transmission. And finishing it off with rich cloth or available leather in the seating areas that provides a pure level of comfort to enjoy your surroundings. All in all, it's an exhilarating level of technology. And it's an exhilarating level of performance. ■

3800 V6 ENGINE ■ ELECTRONIC AUTOMATIC TRANSMISSION ■ FRONT-WHEEL DRIVE ■ 4-WHEEL ANTI-LOCK DISC BRAKES ■ 4-WHEEL INDEPENDENT SUSPENSION WITH LOAD-LEVELING ■ 15" CAST ALUMINUM WHEELS ■ POWER RACK-AND-PINION STEERING ■ DRIVER-SIDE AIR BAG ■ AUTOMATIC COMFORT CONTROL AIR CONDITIONING ■ FULL ANALOG INSTRUMENTATION ■ POWER MIRRORS



An Astroroof with a power-operated sliding glass panel is available on both the Tornado and Tornado Trofeo models.



Front bucket seats come standard with six-way power adjusters, designed to provide you the luxury of settling in to experience Tornado's personal level of performance.

TORONADO SPECIFICATIONS

STANDARD FEATURES

TORONADO INCLUDES:

- 4-wheel independent suspension
- Automatic locking
- 4-wheel power disc brakes
- Anti-lock braking
- Power rack-and-pinion steering
- 15" aluminum wheels
- Touring radial BSW tires
- High-capacity battery
- Base-coat/clear-coat paint
- 2-sided galvanized steel body panels (except roof)
- Halogen hidden headlamps
- Cornering lamps
- Electric outside mirrors (driver-side deflag)
- Automatic headlight control
- PASS-Key theft-deterrent system
- Soft-Ray tinted windows
- Pulse wipers
- Automatic air conditioning
- Cruise control
- Power windows
- Side window defoggers
- Rear window defogger
- Power door locks
- Analog instrument cluster
- AM/FM stereo with cassette, digital clock and Dimensional Sound 5-speaker system
- Power antenna
- Front bucket seats
- Power driver's seat
- Seat back recliners
- Driver-side supplemental inflatable restraint
- Front and rear lap/shoulder safety belts, outboard positions
- Leather-wrapped steering wheel
- TILT-WHEEL steering
- Trunk cargo net
- Brake/transmission interlock
- Header panel reading lamps
- Rear reading lamps
- Power trunk release

TORONADO TROFEO ALSO INCLUDES:

- Touring suspension
- Engine block heater
- White-stripe tires
- Wire wheel discs
- Mobile phone
- Information center
- Leather seating areas
- AM stereo/FM stereo with cassette and graphic equalizer
- AM stereo/FM stereo with compact disc and graphic equalizer
- AM stereo/FM stereo with compact disc, cassette and graphic equalizer

OPTIONAL FEATURES

- Compact disc player
- AM stereo/FM stereo with graphic equalizer
- AM stereo/FM stereo with compact disc and graphic equalizer
- AM stereo/FM stereo with compact disc, cassette and graphic equalizer

*Note: Availability varies by model. See your dealer for details.
Receives C-Quam™ AM stereo broadcasts. Most AM stereo stations across the country broadcast in C-Quam™, but some do not. Check with your local stations for compatibility.



A compact disc player is available on both the Toronado and Toronado Trofeo.



This AM stereo/FM stereo cassette with graphic equalizer is offered on both the Toronado and Toronado Trofeo models.*



Retractable halogen headlamps are standard on both Toronado and Toronado Trofeo.



Dimensional Sound

For 1992, every Toronado comes with a six-speaker Dimensional Sound system.



Here and below is the Toronado Trofeo.



16" aluminum-styled wheel. Standard on Trofeo.



15" simulated wire wheel disc. Optional on Toronado.



15" aluminum-styled wheel. Standard on Toronado.

- 1. N.A. on Toronado Trofeo.
- 2. N.A. on Toronado.
- 3. Extra-cost color.

Two-tone paint schemes on Toronado at extra cost:

- Platinum Metallic 13/Gunmetal Gray Metallic 87
- Black Sapphire Blue Metallic 28/Gunmetal Gray Metallic 87
- White 40/Gunmetal Gray Metallic 87
- Black 41/Gunmetal Gray Metallic 87
- Medium Garnet Red Metallic 72/Platinum Metallic 13
- Gunmetal Gray Metallic 87

EXTERIOR COLORS

White 40

White Diamond 93¹

Bright Red 81²

Medium Garnet Red Metallic 72

Dark Garnet Red Metallic 76

Canyon Yellow 55³

Driftwood Metallic 33

Dark Green Gray Metallic 18

Medium Sapphire Blue Glamour Metallic 83³

Black Sapphire Blue Metallic 28

Platinum Metallic 13

Gunmetal Gray Metallic 87

Black 41

Refer to additional color notes at left.

TORONADO DIMENSIONS

Wheelbase (in.)	108.0	Height (in.)	53.3
Track, front/rear (in.)	59.9/59.9	Weight, curb (lbs.)	3467
Tire size (Toronado/Trofeo)	P205/75R15, P215/60R16	Headroom, front/rear (in.)	37.6/38.6*
Wheel size (Toronado/Trofeo)	15 x 6/16 x 7	Legroom, front/rear (in.)	42.7/35.7
Brake type, front/rear	Anti-lock Disc/Disc	Shoulder room, front/rear (in.)	58.0/57.5
Fuel tank (gals.)	18.8	Seating capacity	5
Length (in.)	200.3	Trunk capacity (cu. ft.)	14.1
Width (in.)	72.8	*Headroom is reduced with available Astroroof.	

TORONADO POWERTRAIN SPECIFICATIONS

ENGINE	3800 V6
Displacement	3800 (231 cu. in.)
Engine type	V6
Horsepower	170 @ 4800
Torque	220 @ 3200
Compression ratio	8.5:1
Fuel management	Sequential port injection

TRANSAXLE/SUSPENSION/HANDLING

Transaxle	4-speed automatic electronic
Front/rear	4-wheel independent with MacPherson strut/transflex fiberglass leaf spring
Front turning diameter, curb to curb (ft.)	39.4

OPTION PACKAGES

	TORONADO
FOR ORDERING CONVENIENCE, YOU CAN SELECT THE SPECIAL PACKAGE BELOW	158
6-way power passenger seat adjuster	•
Illumination package for front door locks and interior	•
Illuminated visor mirrors	•
Electrochromic day-night mirror	•
Remote control locks	•
Steering wheel touch controls for climate and radio	•

Both Toronados feature the 3800 tuned port V6 engine, designed to provide effortless and responsive power.





The advanced Twin Dual Cam V6 engine is standard on the Cutlass Supreme International Series and provides the exhilarating performance that you would expect from the largest 24-valve V6 in the world.



CUTLASS SUPREME INTERNATIONAL SERIES

Spirited. Responsive. Innovative. All these words describe the Cutlass Supreme International Series. But the real message can be found in this car's engineering. It starts with the engine, the highly advanced Twin Dual Cam V6. Beyond power, there's the refinement of a special touring suspension, performance tires and redesigned seating. Perhaps, then, the best way to describe this car is to call it an inspired driving experience. ■

3.4-LITER TWIN DUAL CAM V6 ENGINE • CHOICE OF AUTOMATIC OR 5-SPEED MANUAL TRANSMISSION • FRONT-WHEEL DRIVE • 4-WHEEL ANTI-LOCK DISC BRAKES • 4-WHEEL INDEPENDENT SUSPENSION WITH TOURING CAR RIDE AND HANDLING SYSTEM • 16" CAST ALUMINUM WHEELS • POWER STEERING



CUTLASS SUPREME INTERNATIONAL SERIES

The redesigned front end features mini-quad headlamps with parking lights and turn indicators neatly hidden behind the inboard lenses.



International Series coupes come with a rear aero wing integrated into the deck lid.



Dual exhaust with chrome-tipped extensions is standard on all International Series.



The harmony of form and function. The logic of that statement is quite apparent when you look at the Cutlass Supreme International Series coupe. Its function is to move you quickly, responsively, powerfully. Its form has been intelligently designed to allow it to do just that. With design elements like a rear spoiler integrated smoothly into the taillights, a redesigned air intake system with integral foglamps—now part of the understated front end, aerodynamic side moldings providing a clean, tightly wrapped feel, and 16-inch cast aluminum wheels. All these elements are standard equipment. And all in all, what you see on the 1992 Cutlass Supreme International Series coupe is what you get. And that's the power of an intelligently engineered automobile. ■

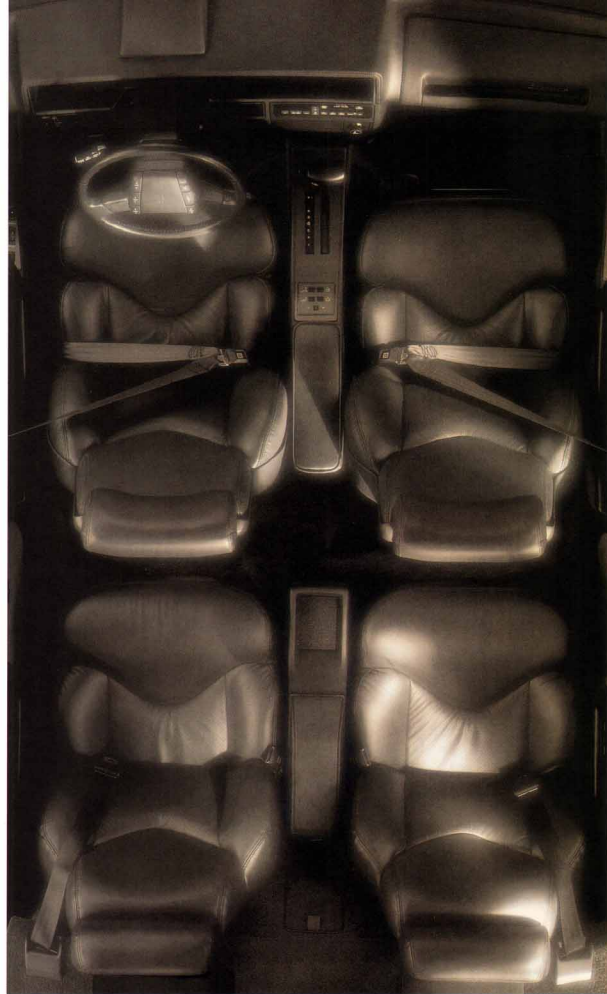
AUTOMATIC ELECTRONIC COMFORT CONTROL AIR CONDITIONING ■ FULL ELECTRONIC ANALOG INSTRUMENTATION ■ CONTOURED FRONT BUCKET SEATS WITH LUMBAR, THIGH AND HEADREST POWER ADJUSTERS ■ LEATHER-WRAPPED STEERING WHEEL WITH TOUCH CONTROLS ■ POWER DOOR LOCKS ■ REMOTE CONTROL LOCKS ■ POWER OUTSIDE MIRRORS ■ SIDE WINDOW DEFOGGER

The 1992 Cutlass Supreme convertible coupe combines open-air excitement with features not found in most convertibles, like full-width rear seating and a spacious trunk.



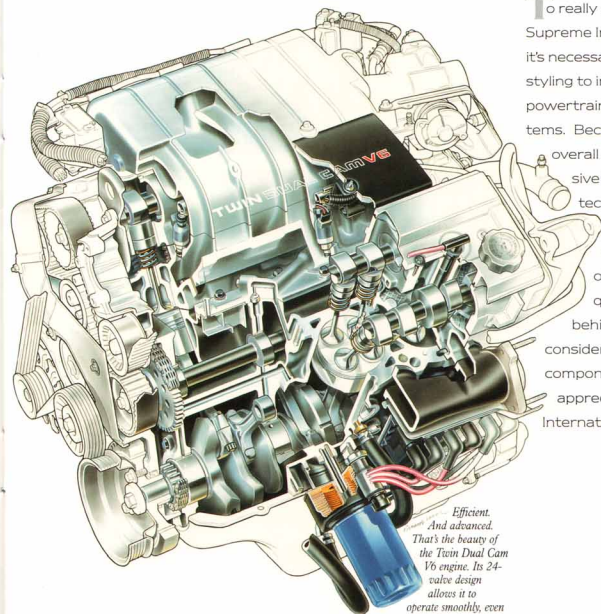


By projecting current speed and other important information onto the windshield, the Head-Up Display allows you to keep your eyes on the road. And of course, having your eyes on the road, gives you an advantage in reacting to unexpected driving situations.



The International Series coupe seats have been redesigned to provide even greater cushioning for an increased level of comfort. They're one element of the ergonomically designed interior created for the performance-minded driver.

CUTLASS SUPREME INTERNATIONAL SERIES



Efficient. And advanced. That's the beauty of the Twin Dual Cam V6 engine. Its 24-valve design allows it to operate smoothly, even at high speeds, and its dual overhead camshafts eliminate the need for conventional parts. Advanced ideas and powerful results. That's the power of intelligent engineering in the Cutlass Supreme International Series (EPA estimated 17 mpg city, 27 mpg hwy).

The smooth-riding advantages of a four-wheel independent suspension are well-known. Less well-known is the unique transverse-mounted leaf spring, which helps reduce the amount of energy and vibration traveling up to the seating area. It's a standard feature on all 1992 Cutlass Supremes.



To really appreciate what the Cutlass Supreme International Series is all about, it's necessary to look beyond its sleek styling to innovations in areas like its powertrain, suspension and braking systems. Because in addition to this car's overall look, it has an equally impressive technical side. Some of these technical components—including its engine, suspension and brakes—are described here. All of them, however, will become quite apparent once you get behind the wheel. And when you consider how advanced even its basic components are, chances are you'll appreciate the Cutlass Supreme International Series even more. ■

Another highly advanced feature is the anti-lock braking system, providing added steering control in most emergency braking situations.



All International Series come with your choice of an automatic over-drive or five-speed manual transmission.



CUTLASS SUPREME SL

There comes a point in every car-buying decision where satisfying the needs of the driver must be balanced by satisfying those of the family. Fortunately, the Cutlass Supreme SL is designed to satisfy both. Among its driver-oriented benefits are a 3.1-liter V6 engine that delivers 140-horsepower performance, contoured front bucket seats with four-way adjustments and 16-inch cast aluminum wheels—all standard. On the family side, there's comfortable five- or six-passenger seating, a durable, rust-resistant exterior utilizing two-sided galvanized steel on all exterior body panels except for the roof, and some impressive fuel-economy numbers. (EPA estimated 19 mpg city, 27 mpg hwy.) Emotional? Very. Practical? Extremely. And also very intelligent. ■

3.1-LITER V6 ENGINE ■ AUTOMATIC TRANSMISSION ■ FRONT-WHEEL DRIVE
■ 4-WHEEL POWER DISC BRAKES ■ 4-WHEEL INDEPENDENT SUSPENSION ■ 16"
ALUMINUM WHEELS ■ AERO ROCKER MOLDINGS ■ POWER STEERING ■ AIR
CONDITIONING ■ FULL ELECTRONIC ANALOG INSTRUMENTATION ■ FOG LAMPS



The Supreme SL is also available as a two-door coupe.



Intelligently redesigned and re-contoured seating in the Cutlass Supreme SL now provides even greater comfort for all passengers.






CUTLASS SUPREME S

To call the list of features offered on the Cutlass Supreme S "standard" is technically accurate, but descriptively lacking. The standard 3.1-liter engine, for example, provides the passing performance you'd expect from an Oldsmobile. The standard four-wheel independent suspension provides precise handling without sacrificing ride quality. And the standard interior has been completely restyled and re-contoured to provide added lumbar, thigh and lateral support. The whole Supreme package, in fact, is designed to bring a number of technically advanced ideas together into one intelligently engineered vehicle. So what's considered standard on the Cutlass Supreme S might be considered extremely impressive once you head out onto the open road. ■

- 3.1-LITER V6 ENGINE • AUTOMATIC TRANSMISSION • FRONT-WHEEL DRIVE
- 4-WHEEL POWER DISC BRAKES • 4-WHEEL INDEPENDENT SUSPENSION
- 15" WHEELS WITH TURBINE-STYLE WHEEL COVERS • ALL-SEASON TIRES



Combining fuel-efficiency and power, the 3.1-liter V6 engine is standard on both the Supreme S and Supreme SL. (EPA estimated 19 mpg city, 27 mpg hwy.)



An available power Astrorox opens and closes at the touch of a button.



The Supreme S features re-contoured front bucket seats, which adjust four ways to provide additional comfort. The divided front bench seat (shown above) is also available.

The electronic instrument panel is a good example of intelligent engineering at work inside the Cutlass Supreme S.



One of the most intelligent things about the Cutlass Supreme S is the way its advanced technology is presented. The available steering wheel touch controls, for example, enable you to adjust both the air conditioning and stereo systems while keeping your hands on the wheel and eyes on the road. Similarly, available remote control locks allow you to unlock the doors and trunk, and turn on a light at the touch of a button. More than an accumulation of features, the Supreme is intelligently designed with the technology that makes it a smart choice for today's family. ■

- AIR CONDITIONING • ELECTRONIC GAUGE CLUSTER
- CONTOURED FRONT BUCKET SEATS WITH 4-WAY ADJUSTERS • CENTER FLOOR-SHIFTING CONSOLE

The Supreme S is also available as a two-door coupe.



CUTLASS SUPREME SPECIFICATIONS

STANDARD FEATURES

CUTLASS SUPREME S INCLUDES: • 4-wheel independent suspension
• 4-wheel power disc brakes • Power rack-and-pinion steering
• 15" wheels with discs • All-season radial BSW tires • 2-sided galvanized steel body panels (except roof) • Stainless steel exhaust system • Air conditioning • AM/FM stereo with digital clock
• Dual outside mirrors • Side window defoggers • Front bucket seats • Automatic front lap/shoulder and manual rear lap/shoulder safety belts, outboard positions • Floor console with shifter

CUTLASS SUPREME SL ALSO INCLUDES: • Special front and rear fascia
• Alert rocker moldings • Foglamps • 16" aluminum wheels • Dual exhaust (coupe) • Rallye instrument cluster

CUTLASS SUPREME CONVERTIBLE ALSO INCLUDES: • Touring suspension components • Under-hood and trunk lamps • Trunk cargo net • Door map-storage pockets • Auto-reverse cassette and extended range speakers
• Power trunk-lid lock release • Power folding top • Power windows

CUTLASS SUPREME INTERNATIONAL SERIES ALSO INCLUDES: • Touring suspension • Automatic air conditioning • Special ratio steering • Power bucket seats • Rear bucket seats (coupe) • Rallye instrument cluster with Head-Up Display • Auto-reverse cassette and extended range speakers • Floor mats • Leather-wrapped steering wheel • Dual exhaust • Remote control locks • TILT-WHEEL • Steering wheel touch controls • Electric outside mirrors • Pulse wipers • Cruise control • Trunk pass-through

OPTIONAL FEATURES

• 55/45 divided bench front seat • Astrorof® Power door locks • Split-folding rear seats • Leather-wrapped steering wheel • Body side moldings • Rear window defogger • Anti-lock braking system • Engine block heater • Aluminum wheels • White-stripe tires • Rallye instrument cluster • High-capacity cooling • Head-up instrumentation • Deck-lid luggage carrier • Leather seating areas • AM/FM stereo with cassette, extended range speakers • AM/FM stereo with cassette, graphic equalizer, Dimensional Sound 8-speaker system • AM/FM stereo with compact disc, Dimensional Sound 8-speaker system • Power antenna

NOTE: Availability varies by model. See your dealer for details.



Both the Cutlass Supreme coupe and sedan models provide an impressive overall trunk capacity of 15.5 cubic feet.



All Cutlass Supremes can be ordered with an available compact disc player.



An AM/FM stereo cassette with graphic equalizer is available on all Supreme models.



Split fold-down rear seats are standard on the Cutlass Supreme International Series and are available on the S and SL models.



Shown here is the Cutlass Supreme SL coupe.



16" aluminum-styled wheel. Standard on SL and Convertible. Included with 3.4-liter engine package on Cutlass Supreme S.



16" aluminum-styled wheel. Standard on International Series.



15" aluminum-styled wheel. Optional on Cutlass Supreme S.



15" bolt-on wheel disc. Standard on Cutlass Supreme S.

EXTERIOR COLORS

White 40^{2,3}

Bright Red 81³

Medium Garnet Red Metallic 72²

Light Driftwood Metallic 33²

Bright Aqua Metallic 43^{2,3}

Medium Onyx Blue Metallic 80^{2,3}

Black Sapphire Blue Metallic 28

Platinum Metallic 13

Gunmetal Gray Metallic 87

Black 41^{2,3}

1. Available on SL and International Series coupe.
2. Available on SL and International Series sedan.
3. Available on Convertible.
All colors are available on Cutlass Supreme S coupe and sedan.

CUTLASS SUPREME DIMENSIONS

COUPE		SEDAN		COUPE		SEDAN	
Wheelbase (in.)	107.5	107.5	Weight, curb (lbs.)	3221	3375		
Track, front/rear (in.)	59.5/58.0	59.5/58.0	Headroom, front/rear (in.)	37.8/37.1	38.9/38.4		
Tire size (std.)	P205/70R15	P205/70R15	Luggage, front/rear (in.)	42.3/41.8	42.4/36.2		
Wheel size (std.)	15 x 6	15 x 6	Shoulder room,				
Brake type, front/rear	Disc/Disc	Disc/Disc	front/rear (in.)	57.5/57.2	57.4/56.6		
Fuel tank (gals.)	16.5	16.5	Seating capacity	5	5		
Length (in.)	193.9	193.7	Trunk capacity (cu. ft.)	15.5	15.5		
Width (in.)	71.0	71.0					
Height (in.)	53.3	54.8	Note: Dimensions apply to Cutlass Supreme S. Other models may vary.				

CUTLASS SUPREME POWERTRAIN SPECIFICATIONS

ENGINE	3.4-LITER V6	3.1-LITER V6
Displacement	3.4-liter (207 cu. in.)	3.1-liter (191 cu. in.)
Engine type	DOHC V6	V6
Horsepower	210 @ 5200 (manual) 200 @ 5000 (auto)	140 @ 4200
Torque	215 @ 4000	185 @ 3400
Compression ratio	9.25:1	8.8:1
Fuel management	Multipoint injection	Multipoint injection
Availability	Standard on Intl. Series, optional on Supreme S and SL	Standard on S, SL and Convertible, optional on Intl. Series

TRANSAXLE/SUSPENSION/HANDLING

Transaxle	5-speed manual or 4-speed automatic	3-speed automatic or 4-speed automatic
Front/rear	4-wheel independent with MacPherson strut/transverse I-beam leaf spring	4-wheel independent with MacPherson strut/transverse I-beam leaf spring
Front turning diameter, curb to curb (ft.)		39.0

OPTION PACKAGES

FOR ORDERING CONVENIENCE, SELECT ONE OF THE PACKAGES SHOWN BELOW. ITEMS LISTED BELOW ARE ALSO AVAILABLE AS INDIVIDUAL OPTIONS.

	SUPREME S/SL		CONVERTIBLE		INTL. SERIES	
	15B	15C	15D	15B	15C	15B
Cruise control	•	•	•	•	•	•
TILT-WHEEL steering	•	•	•	•	•	•
Pulse wipers	•	•	•	•	•	•
Floor mats, front/rear	•	•	•	•	•	•
Rallye gauges (coupe only)	•	•	•	•	•	•
15" aluminum wheels (coupe only)	•	•	•	•	•	•
Convenience group	•	•	•	•	•	•
Remote control locks	•	•	•	•	•	•
Electric outside mirrors	•	•	•	•	•	•
Power windows	•	•	•	•	•	•
Power driver's seat	•	•	•	•	•	•
Automatic air conditioning	•	•	•	•	•	•
Steering wheel touch controls for climate and radio	•	•	•	•	•	•





Designed with six-passenger seating in mind, the Cutlass Ciera SL interior features a 55/45 divided cloth front bench seat with power recliners.

CUTLASS CIERA SL

Reliability and durability are two of the Cutlass Ciera's most advanced features. Upon closer inspection, you'll find out just how advanced these features are. And how powerfully revealing the real-world numbers are, as well, on this family sedan. Because what's more advanced, and revealing, than the fact that 96% of all Cutlass Cieras sold in the last ten years are still on the road.* Intelligently proven—that's the Cutlass Ciera. **!**

3300 V6 ENGINE • AUTOMATIC TRANSMISSION • FRONT-WHEEL DRIVE • POWER BRAKES • MACPHERSON FRONT STRUT AND REAR COIL SPRING SUSPENSION


• 14" WHEELS WITH DELUXE WHEEL COVERS • POWER STEERING • FOUR-SEASON AIR CONDITIONING • POWER DOOR LOCKS • POWER TRUNK RELEASE

*Based on R.L. Polk registrations, 1981-1990.



CUTLASS CIERA S

With a series of thoughtful touches designed inside, the Cutlass Ciera S interior creates a true family-oriented environment.



One of the most important features this car has to offer is proven value. And over the years, the Cutlass Ciera has been continuously improved, incorporating more than 7,000 total refinements. So today, the Cutlass Ciera makes more sense than ever. For 1992, power door locks are standard and a remote control lock system is available, enabling you to unlock the doors and open the trunk from up to 15 feet away. Little things, sure. But they all add up in a big way on the Cutlass Ciera S. ■

- 2.5-LITER 4-CYLINDER ENGINE ■ AUTOMATIC TRANSMISSION ■ FRONT-WHEEL DRIVE ■ POWER BRAKES
- MACPHERSON FRONT STRUT AND REAR COIL SPRING SUSPENSION ■ DELUXE WHEEL COVERS
- POWER STEERING ■ POWER DOOR LOCKS



The Cutlass Ciera's available rallye instrument cluster provides an easy-to-read set of information and includes a tachometer, odometer, voltmeter and temperature and oil pressure gauges. It's one of the most visible interior examples of the Cutlass Ciera philosophy of functional, refined performance.

CUTLASS CIERA SPECIFICATIONS

STANDARD FEATURES

CUTLASS CIERA S INCLUDES: • MacPherson strut front/coil spring rear suspension • Power front disc/rear drum brakes • Power rack-and-pinion steering • Automatic power door locks • 14" wheels with deluxe discs • All-season radial WSW tires • Base-coat/clear-coat paint • Soft-Ray tinted windows • Dual outside mirrors (driver-side remote) • Body side moldings • Side window defogger • Front door map pockets • AM/FM stereo with seek-scan, dual rear speakers and digital clock • Front custom bench seat with fold-down center armrest • Automatic front lap/shoulder safety belts, outboard positions • Manual rear lap/shoulder safety belts, outboard positions • Analog instrument cluster • Headlamp-on reminder



The standard Ciera SL armrest includes a special storage area designed to accommodate cassettes, tapes or other small items.



For a mid-size family sedan, the Ciera's 15.8-cubic-foot trunk is designed to be both impressively spacious and completely functional.



Power side windows with illuminated controls for ease of use are also available.



Here and below is the Cutlass Ciera SL sedan.



An AM/FM stereo radio with seek-scan and auto-reverse cassette is available.

OPTIONAL FEATURES

• Power driver's seat • 55/45 divided bench seat with individual controls, storage armrest and power recliners • 45/45 divided bench seat with power recliners, console, floor shifter and leather-wrapped steering wheel • Power bench seat recliners • Remote control locks • Power windows • Carpeted floor mats • Electric rear defogger • Air conditioning • Floor mats • Convenience group • Accent stripe • Engine block heater • Cruise control • Simulated wire wheel discs • Aluminum-styled wheels with BSW tires • High-capacity cooling • Rallye instrument cluster • Deck-lid luggage carrier • Leather seating areas with leather-wrapped steering wheel • AM/FM stereo with cassette • AM stereo/FM stereo with cassette, graphic equalizer and Dimensional Sound 6-speaker system* • Dimensional Sound 6-speaker system • Load-carrying package, with inflatable rear shocks

NOTE: Availability varies by model. See your dealer for details.

*Requires C-Quam™ AM stereo broadcasts. Most AM stereo stations across the country broadcast in C-Quam™ but some do not. Check with your local stations for compatibility.



Remote control locks, available on all Cieras, enable you to unlock the doors, turn on an interior light and open the trunk at the push of a button.



14" aluminum-styled wheel. Optional on Ciera S and SL.



14" simulated wire wheel disc. Optional on all models.



14" deluxe bright wheel disc. Standard on all models.

EXTERIOR COLORS

White 40

Flame Red

Metallic 74

Dark Maple

Red Metallic 78

Canyon

Yellow 55

Light Camel

Metallic 67

Dark

Green Gray

Metallic 18

Light Sapphire

Blue Metallic 22

Black Sapphire

Blue Metallic 28

Platinum

Metallic 13

Medium Gray

Metallic 15

CUTLASS CIERA DIMENSIONS

Wheelbase (in.)	104.9	Weight, curb (lbs.)	3900
Track, front/rear (in.)	58.7/57.0	Headroom, front/rear (in.)	38.6/38.3
Tire size (std.)	P185/75R14	Legroom, front/rear (in.)	42.1/35.8
Wheel size (std.)	14 x 5.5	Shoulder room, front/rear (in.)	55.5/56.0
Brake type, front/rear	Disc/Drum	Seating capacity	6
Fuel tank (gals.)	15.7	Trunk capacity (cu. ft.)	15.8
Length (in.)	190.3		
Width (in.)	69.5		
Height (in.)	54.1		

Note: Dimensions apply to Cutlass Ciera S. Other models may vary.

CUTLASS CIERA POWERTRAIN SPECIFICATIONS

ENGINE	2.5-LITER TECH IV	3300 V6
Displacement	2.5-liter (151 cu. in.)	3300 (204 cu. in.)
Engine type	L4	V6
Horsepower	110 @ 5200	160 @ 5200
Torque	135 @ 3200	185 @ 2000
Compression ratio	8.3:1	9.0:1
Fuel management	Electronic injection	Multiport injection
Availability	Standard on Ciera S	Standard on SL, optional on Ciera S

TRANSAXLE/SUSPENSION/HANDLING

Transaxle	3-speed automatic	3-speed automatic or 4-speed automatic
Front/rear		MacPherson strut/coil spring
Front turning diameter, curb to curb (ft.)		38.1

OPTION PACKAGES

FOR ORDERING CONVENIENCE, SELECT ONE OF THE PACKAGES SHOWN BELOW. ITEMS LISTED BELOW ARE ALSO AVAILABLE AS INDIVIDUAL OPTIONS.	CIERA S				CIERA SL	
	158	15C	15D	15E	15F	158
Air conditioning						
TILT-WHEEL steering						
Pulse wipers						
Power windows						
Carpeted floor mats						
Cruise control						
55/45 divided front bench seat with storage armrest and power recliners						
Convenience group						
Door-edge moldings						
Rocker panel and wheel-opening moldings						
Remote outside mirrors						
Power trunk-lid lock release						
Lower body side moldings						
Accent stripe						
Illuminated visor mirrors						
Power antenna						
Remote control locks						
Power driver's seat						





The driver-oriented, wraparound instrument panel on the Achieva Sport Coupe features full analog instrumentation and a leather-wrapped steering wheel.



ACHIEVA SPORT COUPE

W

hen creating the all-new Achieva, two goals were kept in mind. Make it fun. And make it smart. To see how these two ideas came together in a totally integrated, well-thought-out new car, take a look at the Achieva Sport Coupe. With its High-Output Quad 4 engine, you'll experience the fun of 180-horsepower performance. And with its anti-lock braking system, you'll also experience an added measure of intelligence. ■

- 2.3-LITER, 180-HORSEPOWER, HIGH-OUTPUT QUAD 4 ENGINE ■ 5-SPEED MANUAL TRANSMISSION ■ FRONT-WHEEL DRIVE ■ ANTI-LOCK BRAKING SYSTEM
- MACPHERSON FRONT STRUT AND REAR GAS SHOCK TOURING SUSPENSION
- 16" CAST ALUMINUM WHEELS ■ VARIABLE-ASSIST POWER STEERING



The seats on the all-new Achieva Sport Coupe were designed for comfort with a special Montego fabric and with driver-side lumbar support adjusters.

ACHIEVA SPORT COUPE

The Achieva Sport Coupe combines the spirit of a performance car with the interior comforts you'd normally expect only from a larger car. But there's nothing normal about this car's advanced interior. From the wraparound dash and reclining front bucket seats with adjustable lumbar support to little touches like illuminated entry and rear seat heating outlets, this car's most memorable feature may be how comfortable it makes you feel. ■

FULL ANALOG INSTRUMENTATION • CONTOUR CLOTH BUCKET SEATS WITH DRIVER-SIDE LUMBAR ADJUSTER • CENTER FLOOR-SHIFTING CONSOLE WITH STORAGE ARMREST • LEATHER-WRAPPED SPORT STEERING WHEEL • REAR SEAT HEATING OUTLETS • REMOTE DECK-LID RELEASE AND FUEL FILLER DOOR



Available split fold-down rear seats provide added storage flexibility for skis and other odd-shaped items.




Fully adjustable reclining front bucket seats are standard. Even the release handle was intelligently designed and based on a paraschute rip cord, making it easy to use without looking down.



ACHIEVA SPORT COUPE

The more you discover about the intelligent engineering in the all-new Achieva Sport Coupe, the more impressed you're likely to become. And it all starts with the High-Output Quad 4 engine. It offers no gimmicks—just pure, responsive fuel-injected performance. The result is smooth acceleration at a wide range of driving speeds. The standard five-speed manual transmission is equally smooth, another engineering advantage in the Achieva Sport Coupe that you'll appreciate early on. ■



All Achieva coupes feature an aerodynamic flush-mounted glass design, helping to provide a .33 coefficient of drag for excellent overall wind resistance.

The standard five-speed manual transmission comes with a leather-wrapped gear shift knob and full-length floor console. A three-speed automatic transmission is available.



The available Computer Command Ride provides the ability to control ride and handling characteristics based on current road conditions.



- HALOGEN HEADLAMPS • SIDE WINDOW DEFOGGERS
- GAS CHARGED HOOD STRUTS • FRONT AND REAR SEAT MAP POCKETS • REAR SEAT SHOULDER BELTS
- FOR OUTBOARD SEATING POSITIONS • SOFT-RAY TINTED WINDOWS • TWO-SIDED GALVANIZED STEEL

THE POWER BEHIND EVERY ACHIEVA


In addition to the Achieva Sport Coupe, two other Achieva models are available—the Achieva SL and Achieva S. Each was designed with its own Quad 4 engine to provide an equally unique level of performance to match specific driving styles. The SL, for instance, features a 160-horsepower, fuel-injected Quad 4 engine with an equal blend of responsiveness and reliability. The Achieva S, on the other hand, was designed around the 120-horsepower Quad Overhead Cam engine that produces a surprising amount of power. ■



The same engine design that goes into each Achieva Quad 4 engine also went into the Quad 4 engine that powered the record-setting Aerotech prototype vehicle.



(Top) The 160-horsepower, 2.3-liter Quad 4 engine with multiport fuel injection—standard on the Achieva SL.
(Bottom) The 120-horsepower, 2.3-liter Quad Overhead Cam with multiport fuel injection—standard on the Achieva S.



The High-Output Quad 4 produces a combination of 180-horsepower performance and durability. Its torque axis mounting provides a supplemental benefit—added smoothness and minimal low idle shaking.

ACHIEVA SL

The all-new Achieva SL coupe and sedan provide many of the features you'd expect from larger, more expensive cars. Features like an anti-lock braking system, automatic door locks, two-sided galvanized steel on most body panels, remote control locks and available Computer Command Ride. But some of its other qualities, like nimble and responsive handling and an affordable price, provide tangible evidence that the Achieva SL is a compact car at heart. In short, it's the upscale performance features you've come to expect in an Oldsmobile, designed into a smaller package. That's the power of intelligent engineering at work in the newest Oldsmobile of all. ■

2.3-LITER QUAD 4 ENGINE • AUTOMATIC TRANSMISSION • FRONT-WHEEL DRIVE • ANTI-LOCK BRAKING SYSTEM • MACPHERSON FRONT STRUT AND REAR COIL SPRING SUSPENSION • FULL ANALOG INSTRUMENTATION • SPLIT-FOLDING REAR SEATS • REAR SEAT HEATING OUTLETS • 14" POLYCAST WHEELS



In addition to its small-car handling, the Achieva features a surprisingly large trunk with 14.1 cubic feet of storage capacity.



ACHIEVA S COUPE AND SEDAN

The all-new Achieva S was created with one rather old-fashioned Oldsmobile quality—affordable value. And while this is most evident in some impressive standard features like a Quad Overhead Cam engine, full analog instrumentation and reclining front bucket seats, it's also the little things that add up. Little things like map pockets designed into the doors, a surprisingly large trunk that was designed for easy storage, and a number of hidden sound barriers for a quiet ride. All these things are what make the Achieva such a well-thought-out new car. Thoughtful value is the proper term for it—and it's inherent in the Achieva. If it's something you expect in your next car, then the Achieva S coupe and sedan were designed with you in mind. ■

Map pockets incorporated into the Achieva's door design are one of the many little things you'll find standard on all models.



Added storage areas like this mesh seat back are another thoughtful design feature found in the Achieva.

2.3-LITER QUAD OHC ENGINE ■ 5-SPEED MANUAL TRANSMISSION (AVAILABLE AUTOMATIC TRANSMISSION) ■ FRONT-WHEEL DRIVE ■ ANTI-LOCK BRAKING SYSTEM ■ FULL ANALOG INSTRUMENTATION



ACHIEVA SPECIFICATIONS

STANDARD FEATURES

ACHIEVA S INCLUDES: • MacPherson strut front/coil spring rear suspension • Anti-lock power front disc/rear drum brakes • Power rack-and-pinion steering • Contour reclining bucket seats with two-way adjusters and driver-side lumbar adjustment • Console with floor shifter and storage armrest • 14" wheels with deluxe discs • All-season radial BSW tires • Base-coat/clear-coat paint • Soft-ray tinted windows • Dual outside mirrors (driver-side remote) • Side window defoggers • Carpeted floor, lower door panels and trunk • Instrument cluster including analog speedometer and tachometer, gauges for coolant temperature, oil pressure and voltmeter, and indicator lights for parking brake/low brake fluid, low coolant level, low washer fluid and check oil level; plus warning lights for low fuel, generator, oil pressure and hot coolant • AM/FM stereo with 4 speakers • Rear seat heat ducts • Remote fuel filler door release • Remote deck-lid release • Front door and seat back map pockets • Rear door child-security locks (optional) • Automatic front lap/shoulder safety belts • Rear lap/shoulder safety belts, outboard positions • Front and rear cup holders • Covered visor vanity mirrors and map straps • Flo-thru ventilation

ACHIEVA SL ALSO INCLUDES: • AM/FM stereo with cassette and 6-speaker Dimensional Sound system • Cassette storage in console • Split-back rear seat with pass-through • Automatic transmission • Polycast wheels • Cargo net

OPTIONAL FEATURES

• Air conditioning • Computer Command Ride • Pulse wipers • Driver-side 4-way seat adjuster • TILT-WHEEL • Variable-effort steering • Floor mats • Cruise control • Power windows • Split-folding rear seat and cargo net • Rear window defogger • Polycast 14" wheels • Aluminum 15" wheels • Luggage carrier • AM/FM stereo with cassette and 6-speaker Dimensional Sound system • AM/FM stereo with compact disc and 6-speaker Dimensional Sound system • Hood lamp • All-power package, including power remote control locks, power antenna, power outside mirrors and power driver's seat • Engine block heater • Painted fazzias • Sport Coupe performance package

NOTE: Availability varies by model. See your dealer for details.



The multi-functional center console includes several cup holders and a storage area for change, tapes and other small items.



A compact disc player is an available option on all three 1992 Achieva models.



Standard on the Achieva SL is an AM/FM stereo with auto-reverse cassette.



Remote deck-lid and fuel-filler door releases are standard features on all Achievas.



Here and below is the Achieva Sport Coupe.



16" aluminum wheel. Included in Sport Coupe package.



15" aluminum wheel. Optional on Achieva S and Achieva SL.



14" Polycast wheel. Standard on Achieva SL, optional on Achieva S.



14" deluxe wheel disc. Standard on Achieva S, optional on Achieva SL.

EXTERIOR COLORS

Bright White 16

Bright Red 81

Medium Garnet Red Metallic 72

Dark Garnet Red Metallic 76

Bright Aqua Metallic 43

Neon Blue Metallic 21

Platinum Metallic 13

Medium Slate Gray Metallic 85

Black 41



The smooth-running 160-horsepower, 3300 V6 engine is available on Achieva SL and Sport Coupe.

ACHIEVA DIMENSIONS

	COUPE/SEDAN	COUPE	SEDAN
Wheelbase (in.)	103.4	103.1	103.1
Track, front/rear (in.)	55.6/55.3	55.3/55.3	55.3/55.3
Tire size (std.)	P195/75R14	P195/75R14	P195/75R14
Wheel size (std.)	14 x 6	14 x 6	14 x 6
Brake type, front/rear	Disc/Drum	Disc/Drum	Disc/Drum
Fuel tank (gals.)	15.2	15.2	15.2
Length (in.)	187.9	187.9	187.9
Width (in.)	67.2	67.2	67.2
Height (in.)	53.1	53.1	53.1
Weight, curb (lbs.)	2690	2690	2772
Headroom, front/rear (in.)	37.8/35.5	37.8/35.5	37.8/37.0
Shoulder room, front/rear (in.)	53.1/54.5	53.1/54.5	53.1/54.5
Seating capacity	5	5	5
Trunk capacity (cu. ft.)	14.1	14.1	14.1

ACHIEVA POWERTRAIN SPECIFICATIONS

ENGINE	QUAD OHV	QUAD 4	HIGH-OUTPUT QUAD 4	3300 V6
Displacement	2.3-liter (140 cu. in.)	2.3-liter (140 cu. in.)	2.3-liter (140 cu. in.)	3.300 (204 cu. in.)
Engine type	L4	L4	L4	V6
Horsepower	120 @ 5200	100 @ 6200	180 @ 6200	160 @ 5200
Torque	140 @ 3200	155 @ 5200	160 @ 5200	185 @ 2000
Compression ratio	9.5:1	9.5:1	10.0:1	9.0:1
Fuel management	Multiport injection	Multiport injection	Multiport injection	Multiport injection
Availability	Standard on Achieva S	Standard on Achieva SL	Standard with Sport Coupe package	Optional on Achieva SL and with Sport Coupe package

TRANSAXLE/SUSPENSION/HANDLING

Transaxle	5-speed manual or 3-speed automatic	3-speed automatic	5-speed manual	3-speed automatic
Front/rear	MacPherson strut/coil spring			
Rear turning diameter, curb to curb (ft.)	35.4			

OPTION PACKAGES

FOR ORDERING CONFINED: SELECT ONE OF THE PACKAGES SHOWN BELOW. PRICES LISTED BELOW ARE ALSO AVAILABLE AS INDIVIDUAL OPTIONS.	ACHIEVA S		ACHIEVA SL	
	15B	15C	15D	15B 15C
Air conditioning	•	•	•	•
Pulse wipers	•	•	•	•
Driver-side 4-way manual seat adjuster	•	•	•	•
TILT-WHEEL steering	•	•	•	•
Variable-effort steering	•	•	•	•
Carpeted floor mats	•	•	•	•
Under-hood lamp	•	•	•	•
Cruise control	•	•	•	•
Power windows	•	•	•	•
All-power package: power locks with remote controls, power antenna, power outside mirrors and driver-side power seat	•	•	•	•





The ability to carry both people and cargo quite comfortably, is just one of the intelligent qualities found on the Cutlass Cruiser S.

CUTLASS CRUISER SL

The beauty of intelligent engineering is how it applies in so many places. The Cutlass Cruiser, for example, takes concepts like practicality and versatility to a higher level. Its rear seats fold down flat for more than 74 cubic feet of cargo space, and there's also an added storage space designed beneath the rear floor. No matter what your load, you'll find that the Cutlass Cruiser is engineered for the long run. ❗

3300 V6 ENGINE (SL) • 2.5-LITER 4-CYLINDER ENGINE (S) • POWER DOOR LOCK AND TAILGATE RELEASE • FRONT-WHEEL DRIVE • POWER BRAKES • POWER STEERING • FOUR-SEASON AIR CONDITIONING (SL) • REAR-FACING THIRD SEAT (SL) • AUTOMATIC TRANSMISSION • DUAL SIDE MIRRORS • ALL-SEASON TIRES


CUTLASS CRUISER SPECIFICATIONS

STANDARD FEATURES

CUTLASS CRUISER S INCLUDES: • MacPherson strut front/coil spring rear suspension • Power front disc/rear drum brakes • Power rack-and-pinion steering • Automatic power door locks with tailgate lock release • 14" wheels • 88-passion radial BSW tires • Base-coat/clear-coat paint • Column shifter • Soft-Ray tinted windows • Dual outside mirrors (driver-side remote) • Side window defogger • Carpeted floor and lower door panels



Storage flexibility is provided with more than 74 cubic feet of cargo capacity, a flip-up rear window for easy loading, and a third seat that's standard on the Cutlass Cruiser SL.



A rooftop luggage carrier is a standard feature provided on the Cutlass Cruiser SL.



Here and below is the Cutlass Cruiser S with available Sport Appearance Package.



14" aluminum-styled wheel. Optional on all Cruiser models, standard w/sport package.



14" simulated wire wheel disc. Optional on all Cruiser models.



14" deluxe bright wheel disc. Standard on all Cruiser models.

EXTERIOR COLORS

White 40

Flame Red

Metallic 74

Dark Maple Red

Metallic 78

Canyon

Yellow 55

Light Camel

Metallic 67

Dark

Green Gray

Metallic 18

Light Sapphire

Blue Metallic 22

Black Sapphire

Blue Metallic 28

Platinum

Metallic 13

Medium Gray

Metallic 15

CUTLASS CRUISER DIMENSIONS

Wheelbase (in)	104.9	Height (in)	54.5
Track, front/rear (in)	56.1/57.0	Weight, curb (lbs)	2992
Tire size (std)	P185/75R14	Headroom, front/rear (in)	38.8/39.3
Wheel size (std)	14 x 5.5	Legroom, front/rear (in)	42.1/26.8
Brake type, front/rear	Disc/Drum	Shoulder room, front/rear (in)	55.8/56.0
Fuel tank (gals)	15.7	Seating capacity	6 or 8
Length (in)	194.4	Cargo capacity (cu. ft.)	74.4
Width (in)	69.5		

CUTLASS CRUISER POWERTRAIN SPECIFICATIONS

ENGINE	2.5-LITER TECH IV	3300 V6
Displacement	2.5-liter (151 cu. in.)	3300 (204 cu. in.)
Engine type	L4	V6
Horsepower	110 @ 5200	150 @ 5200
Torque	135 @ 3200	185 @ 2000
Compression ratio	8.3:1	9.0:1
Fuel management	Electronic injection	Multiport injection
Availability	Standard on Cruiser S	Standard on Cruiser SL, optional on Cruiser S

TRANSAXLE/SUSPENSION/HANDLING

Transaxle	3-speed automatic	3-speed automatic or 4-speed automatic
Front/rear	MacPherson strut/coil spring	
Rear turning diameter, curb to curb (ft.)	38.1	

CARGO AREA DIMENSIONS

Flour length from back of front seat to end of floor surface (in)	75.4
Flour length from back of second seat to end of floor surface (in)	45.4
Minimum horizontal distance from top of front seat back to inside of tailgate at belt (in)	72.4
Minimum distance between wheelhouses at floor level (in)	36.6
Rear-end opening width at belt (in)	49.4
Maximum height of rear opening, tailgate open (in)	28.7
Maximum cargo height (in)	31.6

OPTION PACKAGES

	CRUISER S		CRUISER SL	
	15B	15C	15D	15E
TILT-WHEEL steering				
Pulse wipers				
Carpeted floor mats				
Air conditioning				
Rear window air deflector				
Cruise control				
Accent stripe				
Dual remote outside mirrors				
55/45 divided bench front seat				
Convenience group				
Rocker and wheel opening moldings				
Rooftop luggage carrier				
Door-edge moldings				
Power windows				
Power antenna				
Rear-facing third seat				
Lower body side moldings				
Illuminated visor mirrors				
Remote control locks				
Power driver's seat				



The 3300 multipoint injected V6 engine and a four-speed automatic overdrive transmission are both standard on the Cutlass Cruiser SL.

OPTIONAL FEATURES


• Power driver's seat • Power recliners • 55/45 front bench seat • Front bucket seats • Ramets control locks • Simulated wood-grain paneling • Electric rear defogger • Engine block heater • Wire wheel discs • Aluminum wheels • Rallye instrument cluster-speedometer, tachometer, voltmeter, temperature and all pressure gauges • High-capacity cooling • Sport package-black exterior trim, 14" aluminum wheels, touring radial BSW tires, floor shifter, bucket seats, leather-wrapped steering wheel and Rallye instrument cluster • Rear-facing third seat • AM/FM stereo with cassette and extended range speakers • AM stereo/FM stereo with cassette, graphic equalizer and 6-speaker Dimensional Sound* • 6-speaker Dimensional Sound • Load-carrying package, including inflatable rear shocks • BSW tires

NOTE: Availability varies by model. See your dealer for details. *Receives C-Quam® AM stereo broadcasts. Most AM stereo stations across the country broadcast in C-Quam® but some do not. Check with your local stations for compatibility.





Both the Vista roof and rooftop luggage rack are standard features intelligently designed into the Custom Cruiser.



CUSTOM CRUISER

The contemporary Custom Cruiser wagon is both spacious and luxurious. Its comfortable eight-passenger seating, 91.9 cubic feet of cargo space and standard Vista roof provide proof of that. But the 1992 Custom Cruiser is also designed to provide the added reassurance found in safety features like a driver-side air bag, an anti-lock braking system, rear door child-security locks and available remote control locks. ■

5.0-LITER V8 ENGINE (AVAILABLE 5.7-LITER V8) ■ AUTOMATIC OVERDRIVE TRANSMISSION ■ REAR-WHEEL DRIVE ■ ANTI-LOCK BRAKING SYSTEM ■ HEAVY-DUTY SUSPENSION WITH FIRM RIDE AND HANDLING PACKAGE ■ 15" WHEELS WITH DELUXE WHEEL COVERS ■ VISTA ROOF ■ ROOFTOP LUGGAGE CARRIER



CUSTOM CRUISER

Luxury features take on an expanded presence inside the Custom Cruiser. Here, luxury can be defined by standard air conditioning, Soft-Ray tinted glass and full analog instrumentation. And also by the luxury of available leather in the seating areas, a leather-wrapped steering wheel and an available compact disc player. However it's described, the Custom Cruiser provides function at its finest in an intelligently engineered, full-size wagon. 🚗

DRIVER-SIDE AIR BAG • FOUR-SEASON AIR CONDITIONING • FULL ANALOG INSTRUMENTATION • DIVIDED CLOTH FRONT BENCH SEAT WITH ARMREST
 • REAR-FACING THIRD SEAT • REAR DOOR CHILD-SECURITY LOCKS • SECOND SEAT SHOULDER BELTS, OUTBOARD POSITIONS • SOLAR TREATED WINDSHIELD



The Custom Cruiser interior features a 55/45 divided bench front seat. Seating choices include standard cloth or available leather seating areas.

Practical luxuries are also intelligently designed into the 1992 Custom Cruiser. These include an adjustable rooftop luggage rack and an available towing package capable of pulling up to 5,000 pounds.* And when you experience a Custom Cruiser for yourself, you'll probably discover a few added luxuries of your own. 🚗

*Including passengers, trailer, cargo and equipment.



A driver-side air bag and full-analog instrumentation are both standard on the Custom Cruiser.

CUSTOM CRUISER SPECIFICATIONS

STANDARD FEATURES

CUSTOM CRUISER INCLUDES: • Heavy-duty suspension • Power front disc/rear drum brakes • Anti-lock braking system • Power steering • 15" wheels with deluxe discs • All-season radial WSW tires • Base-coat/clear-coat paint • 2-sided galvanized steel body panels (except roof) • Stainless steel exhaust system • Composite halogen headlamps • Dual outside mirrors (driver-side remote) • Vista roof with Solarcool glass • Rooftop adjustable luggage rack • Solar treated windshield • Soft-Ray tinted windows • Flush-mounted window glass and door handles • Lockable rear storage compartments • Rear vent windows



A rear window wiper/washer system is another of the many standard features offered.



The Custom Cruiser's optional mirror was designed to include a digital compass readout to keep you headed in the right direction.



An available compact disc player is offered on the Custom Cruiser.



Also available is an AM stereo/FM stereo cassette with graphic equalizer*



With all seats folded flat, the Custom Cruiser provides 91.9 cubic feet of cargo space.



15" aluminum wheel. Optional.



15" deluxe wheel disc. Standard.



A rear-facing third seat enables the Custom Cruiser to comfortably hold up to eight passengers. For additional storage, a lockable side compartment is another standard feature.

EXTERIOR COLORS

White 40



Dark Maple Red Metallic 78



Light Sapphire Blue Metallic 22



Black Sapphire Blue Metallic 28



Gunmetal Gray Metallic 87



Gunmetal Gray Metallic is available only as a monotone. All other Custom Cruiser paint schemes include a Gunmetal Gray Metallic lower body accent color.

CARGO AREA DIMENSIONS

Floor length from back of front seat to end of floor surface (in.)	89.3
Floor length from back of second seat to end of floor surface (in.)	55.0
Minimum distance between wheelhouses at floor level (in.)	48.5
Rear-end opening width at belt (in.)	52.4
Maximum height of rear opening, tailgate open (in.)	27.1
Maximum cargo height (in.)	29.9

CUSTOM CRUISER DIMENSIONS

Wheelbase (in.)	115.9	Height (in.)	60.3
Track, front/rear (in.)	62.1/64.1	Weight, curb (lbs.)	4434
Tire size	P225/75R15	Headroom, front/rear (in.)	39.6/39.4
Wheel size	15 x 7	Legroom, front/rear (in.)	42.9/38.0
Brake type, front/rear	Disc/Drum	Shoulder room, front/rear (in.)	63.4/63.5
Fuel tank (gals.)	22.0	Seating capacity	8
Length (in.)	2175	Cargo capacity (cu. ft.)	91.9
Width (in.)	79.7		

CUSTOM CRUISER POWERTRAIN SPECIFICATIONS

ENGINE	5.0-LITER V8	5.7-LITER V8
Displacement	5.0-liter (305 cu. in.)	5.7-liter (350 cu. in.)
Engine type	V8	V8
Horsepower	170 @ 4000	180 @ 4400
Torque	255 @ 2400	300 @ 2400
Compression ratio	9.3:1	9.8:1
Fuel management	Electronic injection	Electronic injection
Availability	Standard	Optional

TRANSAXLE/SUSPENSION/HANDLING

Transaxle	4-speed automatic	4-speed automatic
Front/rear	Heavy-duty coil spring/coil spring	Heavy-duty coil spring/coil spring
Front turning diameter, curb to curb (ft.)	38.6L/39.4R	38.6L/39.4R

OPTION PACKAGES

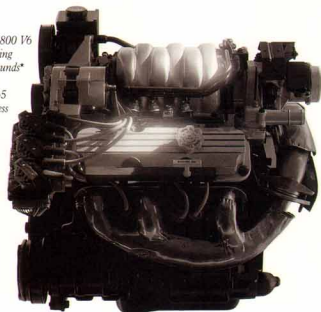
FOR ORDERING CONVENIENCE, SELECT ONE OF THE PACKAGES SHOWN BELOW.

	CUSTOM CRUISER		
	15B	15C	15D
Cruise control
Power door/tailgate locks
Power windows
Door-edge moldings
Floor mats
AM/FM stereo with auto-reverse cassette and extended range speakers
Power driver's seat
Outside electronically controlled mirrors (heated when defogger is ordered)
Automatic leveling system
Power antenna
Illuminated visor mirrors
Door courtesy lamps
Reminder package with service reminders
Day/night mirror with reading lamps and compass
Power passenger's seat
Remote control locks
Electronic air conditioning
Cornering lamps
Twilight Sentinel automatic headlamp control





A newly available 3800 V6 engine increases towing capacity to 3,000 pounds and delivers smooth, effortless power. At 65 mph, it operates at less than 2,000 rpm.*



*When properly equipped. Includes passengers, trailer, cargo and equipment.

SILHOUETTE

As you'll quickly find out, the Silhouette is engineered for all types of drivers and driving situations. So whether you are dropping off a team of kids or picking up their equipment, the Silhouette can accommodate you. It's engineered for space and style, with anti-lock brakes that are standard, variable-rate rear springs that ensure a comfortable ride, and fiberglass-reinforced exterior panels that are corrosion- and dent-resistant. !!

3.1-LITER V6 ENGINE • AVAILABLE 3800 V6 ENGINE • AUTOMATIC TRANSMISSION • FRONT-WHEEL DRIVE • ANTI-LOCK BRAKING SYSTEM • MACPHERSON FRONT STRUTS AND REAR COIL SPRINGS • 15" ALUMINUM-STYLED WHEELS • POWER STEERING • CORROSION- AND DENT-RESISTANT BODY PANELS



SILHOUETTE

Sit inside the Silhouette and you'll make an important discovery—the functionality of a minivan comes with the comfort of a luxury sedan. Start with the driver's seat—it comes with a new four-way adjuster for added comfort. All seats are modularly contoured with available leather seating areas. And at only 34 pounds each, they can easily be removed to adjust to your passenger and cargo hauling needs. Other standard features include electronic air conditioning, a solar coated windshield and the industry's first integrated roof antenna totally concealed beneath the roof. ■

- AIR CONDITIONING WITH FRONT AND REAR OUTLETS • FULL ANALOG INSTRUMENTATION • INDIVIDUAL CLOTH BUCKET SEATS FOR SEVEN PASSENGERS
- OVERHEAD CONSOLE WITH DIGITAL COMPASS AND TEMPERATURE READOUTS
- POWER OUTSIDE FOLD-AWAY MIRRORS • DUAL VISOR VANITY MIRRORS



The available remote control locks provide an added touch of convenience.



A number of flexible seating configurations provide a wide variety of easily created seating and cargo hauling options. Besides being removable, the last two rows of seats can also be folded down to become tables with handy cup holders.

In addition to providing you with an additional storage area for maps and garage door openers, the overhead console provides map lights and a digital compass and outside temperature read-out display.



Complete instrumentation is offered with the standard rally instrument panel cluster.

SILHOUETTE SPECIFICATIONS

STANDARD FEATURES

SILHOUETTE INCLUDES: MacPherson strut front/variable-rate coil spring rear suspension • Power front disc/rear drum brakes • Anti-lock braking system • Power rack-and-pinion steering • 15" aluminum wheels • All-season radial BSW tires • Base-coat/clear-coat paint • Air conditioning • Front/rear air distribution system • Convenience group, including overhead console • Front/rear side window defoggers • Carpeted floor and lower door panels • Carpeted front and rear floor mats • Rallye instrument cluster • Auxiliary power outlet in rear, 12 volt • AM/FM stereo • Integrated

For added convenience, an inflator kit with air hose, air gauge and three separate needles is available.

• rooftop antenna • Front bucket seats with folding armrests • Four-way driver's seat adjuster • Three center and two rear modular seats • Front and rear lap/shoulder safety belts, outboard positions plus center passenger lap belt • TILT-WHEEL steering • Unitized steel spaceframe construction • Composite body panels • Hydraulically assisted rear lift gate • Stainless steel exhaust system • Fold-away outside dual power mirrors • Deep-tint side and lift gate windows • Solar-treated windshield • Covered visor mirrors • Pulse wipers • Rear window wiper/washer • Body side protection molding • Column shifter

OPTIONAL FEATURES

• Delete black roof paint • 6-passenger modular seating, including auxiliary floor mat • Auxiliary rear air conditioning • Power door locks • Power driver's seat • Cruise control • Power windows • Convenience net • Remote control locks • Electric rear window defogger • Tearing suspension, including air inflation kit • Self-sealing touring tires • Engine block heater • Rooftop luggage carrier with rear window air deflector • Towing package, including engine oil cooler, transmission cooler and five-wire electrical harness • Leather seating areas with leather-wrapped steering wheel • AM/FM stereo with seek-scan, cassette and digital display clock • AM/FM stereo with seek-scan, compact disc and digital display clock



A passenger-controlled switch (top) controls rear seat heating and air conditioning.




An AM/FM stereo with seek-scan is standard. Cassette and CD players are available.



Standard 15" aluminum-styled wheel.



A digital compass readout display is a standard feature incorporated into the rearview mirror.



For additional luggage carrying capacity, a rooftop luggage carrier is available on the Silhouette.

EXTERIOR COLORS

Bright White 16

Medium Garnet Red/Metallic 72

Canyon Yellow 55

Driftwood Metallic 33

Malachite Metallic 44

Neon Blue Metallic 21

Platinum Metallic 13

Black 41

SILHOUETTE DIMENSIONS

Wheelbase (in.)	109.8	Weight, curb (lbs.)	3735
Track, front/rear (in.)	59.2/61.4	Headroom, front/middle/rear (in.)	35.7/35.6/34.0
Tire size (std.)	P205/70R15	Legroom, front/middle/rear (in.)	40.7/33.1/34.0
Wheel size (std.)	15 x 6	Shoulder room, front/middle/rear (in.)	60.6/62.3/62.2
Brake type, front/rear	Disc/Drum	Seating capacity	7
Fuel tank (gals.)	23.0	Cargo capacity (cu. ft.)	112.6
Length (in.)	194.2		
Width (in.)	73.9		
Height (in.)	65.7		

SILHOUETTE POWERTRAIN SPECIFICATIONS

ENGINE	3.1-LITER V6	3800 V6
Displacement	3.1-liter (189 cu. in.)	3.8-liter (231 cu. in.)
Engine type	V6	V6
Horsepower	120 @ 4200	165 @ 4300
Torque	175 @ 2200	220 @ 3200
Compression ratio	8.5:1	8.5:1
Fuel management	Electronic injection	Sequential port injection
Availability	Standard	Optional

TRANSAXLE/SUSPENSION/HANDLING

Transaxle	3-speed automatic	4-speed automatic electronic
Front/rear	MacPherson strut/variable-rate coil spring	
Front turning diameter, curb to curb (ft.)		43.3

OPTION PACKAGES

FOR ORDERING CONVENIENCE, SELECT ONE OF THE PACKAGES SHOWN BELOW. ITEMS LISTED BELOW ARE ALSO AVAILABLE AS INDIVIDUAL OPTIONS.

	SILHOUETTE	
	15B	15C
Power door locks	•	•
Cruise control	•	•
Power windows	•	•
Convenience net	•	•
Power driver's seat	•	•
Remote control locks	•	•

CARGO AREA DIMENSIONS

Minimum horizontal distance from top of rear of front seat back to inside of tailgate (in.)	70.5
Minimum distance between wheelhouses at floor level (in.)	40.2
Rear-end opening width at belt (in.)	50.5
Maximum cargo height (in.)	45.3

A rear window washer/wiper system is standard.





New for 1992 is an available high-performance version of the Vortec V6 engine that delivers 200 horsepower.



Whatever your destination, the Bravada is intelligently engineered to get you there.

BRAYADA

Like most sport utility vehicles, the Bravada is engineered to perform in all types of road conditions. Unlike others, its exclusive SmartTrak™ system adjusts to road conditions, making it one of the smartest vehicles around. This combination of full-time all-wheel drive and anti-lock braking sends power to the wheels that need it—automatically, with no buttons to push or shifters to shift. Another example of the power of intelligent engineering. ■

- 4.3-LITER VORTEC V6 ENGINE WITH FUEL INJECTION ■ AUTOMATIC TRANSMISSION ■ ANTI-LOCK BRAKING SYSTEM WITH ALL-WHEEL DRIVE (SMARTTRAK) ■ INDEPENDENT FRONT SUSPENSION AND REAR LEAF SPRINGS WITH GAS SHOCKS ■ 15" ALUMINUM WHEELS AND FULL-SIZE SPARE ■ POWER STEERING



Front reclining bucket seats and a folding rear bench seat provide five-passenger comfort. When folded down, 74 cubic feet of cargo space is offered.



BRAVADA

In addition to the SmartTrak™ system, which handles things on the outside, the Bravada was intelligently designed on the inside. With standard comforts like cruise control, power windows and door locks, a leather-wrapped steering wheel, dual electric side mirrors and air conditioning. The added luxury of leather seating areas is also available on the Bravada. The unique combination of SmartTrak with a series of luxurious interior appointments is what the Bravada is all about. And it's also a good example of what the power of intelligent engineering is all about. ■

AIR CONDITIONING ■ FULL ANALOG INSTRUMENTATION ■ RECLINING CLOTH FRONT BUCKET SEATS ■ LEATHER-WRAPPED STEERING WHEEL WITH TILT-WHEEL ■ POWER DOOR LOCKS ■ REMOTE CONTROL LOCKS ■ POWER OUTSIDE MIRRORS ■ POWER SIDE WINDOWS ■ POWER REAR TAILGATE LOCK RELEASE



Overall comfort on the Bravada can be further enhanced with available leather trim in the seating areas, as shown here.

The standard center console includes cup holders, a CD or cassette storage compartment and dual auxiliary electrical outlets.



Among the many standard interior features found on the Bravada is a leather-wrapped steering wheel framing the analog instrument cluster.



BRAVADA

For sure-footed control, the Bravada's SmartTrak system automatically adjusts to changing road and driving conditions.



During normal driving conditions, the SmartTrak system is virtually unnoticeable to all passengers.



During wet and hazardous conditions, the SmartTrak system automatically adjusts to the road.




When one wheel begins to slip, power is automatically shifted to maintain overall traction.



The Bravada is designed to provide the rugged performance characteristics of a truck along with the ride and comforts of a luxury sedan. With a 4.3-liter Vortec V6 engine and available towing package, the Bravada can tow up to 4,500 pounds.* Utilized, full-frame construction adds to its ruggedness and helps the Bravada stand up to the roughest of roads. Even its transfer case, by automatically shifting power away from a wheel when it loses traction, eliminates the need for a shifting linkage and many other moving parts. The result is SmartTrak™, a durable, low-maintenance road management system that's been intelligently designed for all types of weather conditions. ■

- ROOFTOP LUGGAGE CARRIER WITH ADJUSTABLE CROSSBAR ■ HIGH-CAPACITY, HEAVY-DUTY BATTERY ■ CENTER CONSOLE WITH CUP HOLDERS AND DUAL AUXILIARY ELECTRICAL OUTLETS ■ CRUISE CONTROL ■ HALOGEN HEADLAMPS
- FOGLAMPS ■ REAR SEAT SHOULDER BELTS FOR OUTBOARD PASSENGERS
- REAR TAILGATE WIPER/WASHER ■ ELECTRIC REAR WINDOW DEFOGGER

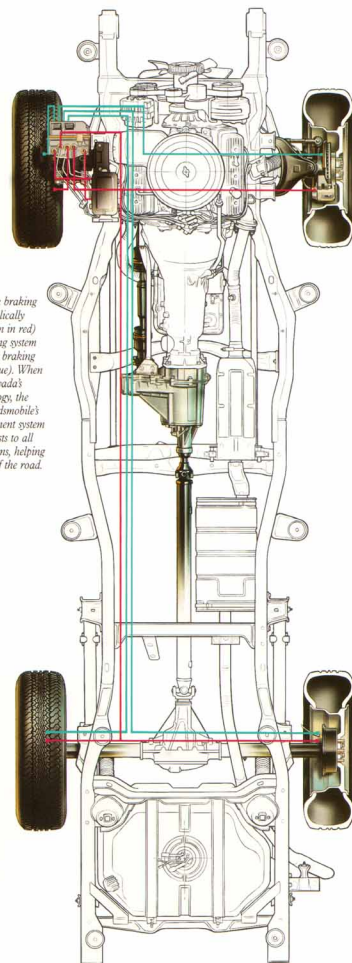
*Includes passengers, trailer, cargo and equipment.



This transfer case is an integral part of the SmartTrak system and has an impressive 1,500 foot-pounds of torque capacity, which can be re-distributed if one wheel begins losing traction.



The standard Bilstein gas-assisted shock absorbers help Bravada ride comfortably on even the roughest of roads.



The Bravada's anti-lock braking system combines hydraulically operated braking (shown in red) with an electronic sensing system that responds to varying braking conditions (shown in blue). When combined with the Bravada's all-wheel-drive technology, the result is SmartTrak, Oldsmobile's exclusive road management system that automatically adjusts to all types of driving conditions, helping to keep you in control of the road.

BRAVADA SPECIFICATIONS

STANDARD FEATURES

BRAVADA INCLUDES: Full-time all-wheel drive ■ Tuned suspension-independent front with torsion bar springs and stabilizer bar; rear semi-elliptic leaf springs-with high-pressure Bilstein gas-assisted shocks ■ Power front disc/rear drum brakes ■ Anti-lock braking system ■ Power steering ■ 15" aluminum wheels ■ Radial BSW tires ■ Full-size spare tire ■ Rooftop luggage carrier ■ Remote control locks ■ Outside dual power mirrors ■ Pulse wipers ■ Tailgate wiper/washer ■ Foglamps ■ Air conditioning ■ Cruise control ■ Reclining front bucket seats ■ Folding rear bench seat with center armrest ■ Side/rear window defoggers ■ Rallye instrument cluster ■ Day-night mirror with built-in compass and reading lights ■ AM stereo/FM stereo with cassette, graphic equalizer and digital clock* ■ TILT-WHEEL steering ■ Flo-thru ventilation ■ Power windows ■ Inside power tailgate lock release ■ Swing-up rear window ■ Soft-Ray tinted windows (deep-tint in rear) ■ Front and rear lap/shoulder safety belts, outboard positions, plus center passenger lap belt ■ Assist handles for all seating positions ■ Front and rear carpeted floor mats ■ Protective rear cargo mat ■ Console with cup holders and dual 12-volt outlets ■ Heavy-duty, high-capacity battery

For all-weather protection, a spare tire cover comes with the available swing-away spare.

OPTIONAL FEATURES

Electronic instrument panel cluster ■ Exterior spare tire carrier ■ Engine block heater ■ Leather seating areas ■ Heavy-duty trailering package ■ Mud and snow tires

*Receives C-Quam® AM stereo broadcasts. Most AM stereo stations across the country broadcast in C-Quam®, but some do not. Check with your local stations for compatibility.



The Bravada includes a rear window wiper/washer for improved rearview visibility.



An illuminated visor vanity mirror is another standard interior feature on the Bravada.



A complete range of sound systems is available, including a compact disc player.



Standard 15" aluminum-styled wheel.



For additional inside storage, a swing-away spare is an available feature on the Bravada.



A digital compass readout keeps you headed in the right direction.

EXTERIOR COLORS

White 12



Bright Red 72



Dark Red 48



Dark Blue Metallic 47



Medium Gray Metallic 90



Black 19



BRAVADA DIMENSIONS

Wheelbase (in.)	1070	Height (in.)	65.5
Track, front/rear (in.)	55.6/54.1	Weight, curb (lbs.)	3939
Tire size	P235/75R15	Headroom, front/rear (in.)	39.1/38.8
Wheel size	15 x 7	Legroom, front/rear (in.)	42.5/36.5
Brake type, front/rear	Disc/Drum	Shoulder room, front/rear (in.)	54.2/55.6
Fuel tank (gals.)	20.0	Seating capacity	5
Length (in.)	178.9	Cargo capacity (cu. ft.)	74.3*
Width (in.)	65.2	*With rear seats folded	

BRAVADA POWERTRAIN SPECIFICATIONS

ENGINE	4.3-LITER V6	HIGH-PERFORMANCE 4.3-LITER V6
Displacement	4.3-liter (262 cu. in.)	4.3-liter (262 cu. in.)
Engine type	V6	V6
Horsepower	160 @ 4000	200 @ 4500
Torque	230 @ 2900	260 @ 3600
Compression ratio	9.3:1	9.3:1
Fuel management	Electronic injection	Electronic injection
Availability	Standard	Optional

TRANSAXLE/SUSPENSION/HANDLING

Transaxle	4-speed automatic	4-speed automatic
Front/rear		Torsion bar/leaf spring
Front turning diameter, curb to curb (ft.)		37.3

CARGO AREA DIMENSIONS

Floor length from back of front seat to inside of tailgate (in.)	76.1
Minimum horizontal distance from rear seat back to inside of tailgate at floor (in.)	38.5
Minimum distance between wheelhouses at floor level (in.)	38.4
Rear-end opening width at belt (in.)	48.0
Maximum cargo height (in.)	35.0

With the rear bench seat down, a spacious cargo area 76 inches long is provided, along with a capacity of more than 74 cubic feet.



THE POWER OF 3,000 FRIENDS

All across the country you'll find them. They're called Oldsmobile dealers, and together they form a powerful and dedicated network for you to turn to wherever you happen to be. Their dedication starts with putting you behind the wheel of an Oldsmobile in the first place. It involves listening to your needs and helping discover which Oldsmobile best fits your lifestyle. And overall, it means being committed to your satisfaction and working for your loyalty. When you service your Oldsmobile, you'll experience their dedication in the form of genuine GM parts, an investment in the latest diagnostic equipment and in a factory-trained service force with a detailed knowledge of Oldsmobile technology. And an Oldsmobile dealer is also where you'll experience many of the benefits of the Oldsmobile Edge throughout your ownership experience. The Oldsmobile dealer network. One of the largest of its kind. And the only one where you'll find the power of intelligent engineering put on display every day.



Important—A Word About This Catalog: We have tried to make this catalog as comprehensive and factual as possible. We reserve the right, however, to make changes at any time, without notice, in prices, colors, materials, equipment, specifications, models and availability. Since some information may have been updated since the time of printing, please check with your Oldsmobile dealer for complete details.

A Word About Engines: Oldsmobiles are equipped with engines produced by different operating units of General Motors, its subsidiaries or suppliers to GM worldwide. A Word About Assembly: Oldsmobiles are assembled by different operating units of General Motors, its subsidiaries or suppliers to GM worldwide. Oldsmobiles incorporate thousands of components produced by different operating units of GM, its subsidiaries or suppliers to GM worldwide. We sometimes find it necessary to produce Oldsmobiles with different or differently sourced components than originally scheduled. All such components have been approved for use in Oldsmobiles and will provide the quality performance associated with the Oldsmobile name. Since some options may be unavailable when your vehicle is assembled, we suggest that you verify

that your vehicle includes the equipment you ordered or if there are changes, that they are acceptable to you.

A Word About Updated Service Information: Oldsmobile regularly sends its dealers useful service bulletins about Oldsmobile products. Oldsmobile monitors product performance in the field. We then prepare bulletins for servicing our products better. Now you can get these bulletins, too. Ask your dealer. To get ordering information, call toll-free 1-800-551-4123.

A Word About Warranty: The GM 3-year/36,000 mile Bumper-to-Bumper Plus Warranty covers repairs for any new Oldsmobile, including labor and parts, to correct any defects in material or workmanship occurring during the warranty period. The complete vehicle (except tires, which are covered by their manufacturer) will be covered for three years or 36,000 miles, whichever comes first, with no deductible changes. Body sheet metal rust-through from corrosion is covered for six years or 100,000 miles, whichever comes first. There is also no deductible for rust-through repairs. See your Oldsmobile dealer for terms of this limited warranty.

A Word About Corrosion Protection: Oldsmobiles are designed and built to resist corrosion. All body sheet metal components are

warranted against rust-through from corrosion for six years/100,000 miles. Application of additional rust-inhibiting materials is not required under the corrosion coverage.

Passenger Car Occupant Protection: Automatic safety belt system for driver and right front passenger on all Achieva, Cutlass Ciera, Cutlass Cruiser, Cutlass Supreme and Eighty Eight models. Supplemental inflatable restraint, driver only, with manual lap/shoulder safety belts for the driver and right front passenger on all Custom Cruiser.

Ninety Eight and Toronado models (available on Eighty Eight sedan models). Both including visual and audible warning system. Manual lap/shoulder safety belts, outboard rear seat positions, Manual lap safety belts, center front/rear seat positions, where applicable, Energy-absorbing steering column, Energy-absorbing instrument panel, Energy-absorbing seat back tops, front, Interlocking door latches, Laminated windshield glass with urethane bonding, Side-guard door beams, Passenger-guard inside door lock handles, Inertia-locking, folding front seat backs, two door models, Safety armrests, Adjustable head restraints, driver and right front passenger, Breakaway inside rearview mirrors, Security door lock and door retention com-

ponents, Tempered safety glass, side windows, also rear windows (plastic rear in Cutlass Supreme convertible), Pressure lock radiator

cap, Dual sun visors, Self-aligning steering wheel (Achieva), Anti-lock braking system (ABS) on all Ninety Eight, Toronado, Eighty Eight Royale LS, Custom Cruiser and Achieva models

Bravada, Silhouette Occupant Protection: Manual lap/shoulder safety belts, outboard front and rear seat positions, Manual lap safety belts, center front/rear seat positions, where applicable, Energy-absorbing steering column, Self-aligning steering wheel (Bravada), Energy-absorbing instrument panel, Energy-absorbing seat back tops, front, Interlocking door latches, Safety armrests, Breakaway inside rearview mirrors, Security door locks and door retention components, Laminated windshield glass, Tempered safety glass, side windows, also rear windows, Dual sun visors

Passenger Car Accident Avoidance: Side marker lamps and reflectors, Parking lamps that illuminate with headlamps, Four-way hazard warning flashers, Back-up lamps, Center high-mounted stop lamp, Directional signal control with lane-change feature, Windshield defroster, washer and multi-speed wipers, Inside manual day/night rearview mirror, Outside left and right rearview mirrors, Brake

system with dual master cylinder and warning light, Starter safety switch, Dual action hood latch, Low-glare finish on inside windshield moldings, wiper arms and blades, metallic steering wheel surfaces, Illuminated heater and defroster controls, Illuminated windshield wiper and washer controls (if on IP), Tires with built-in tread wear indicators, Safety road wheel rims, Pressure relief fuel cap, Audible brake lining wear indicators, disc brakes

Bravada, Silhouette Accident Avoidance: Side marker lamps and reflectors, Parking lamps that illuminate with headlamps, Four-way hazard warning flashers, Back-up lamps, Directional signal control with lane-change feature, Windshield defroster, washer and multi-speed wipers, Outside left and right rearview mirrors, Brake system with dual master cylinder and warning light, Starter safety switch, Dual action hood latch, Low-glare finish on inside windshield moldings, wiper arms and blades, metallic steering wheel surfaces, Illuminated heater and defroster controls, Tires with built-in tread wear indicators, Inside rearview mirror, Audible brake lining wear indicators, Anti-lock braking system (Bravada).



©1991 GM Corp. All Rights Reserved. Printed in USA 8/91

Ciera, Cutlass Ciera, Cutlass Cruiser, Cutlass Supreme, Eighty Eight, Royale, Custom Cruiser, Ninety Eight, Regency, Trofeo, Silhouette, Oldsmobile, FE3, Quad 4, TRASS, Inc. the Touring Sedan emblem, the Trofeo "T" emblem and the Oldsmobile emblem are registered trademarks of General Motors Corp. Bravada, Elite, TL1/WH/EE, SmartTrak and the Oldsmobile Edge are trademarks of General Motors Corp.

 Oldsmobile

THE POWER OF INTELLIGENT ENGINEERING.